

**FILED**

OCT 06 2016

State Auditor & Inspector

School District  
2016-2017 Estimate of Needs  
and  
Financial Statement of the Fiscal Year 2015-2016

Board of Education of Thomas-Fay-Custer Public Schools  
District No. I-07  
County of Custer  
State of Oklahoma

Two copies of this Financial Statement and Estimate of Needs should be filed with the County Clerk not later than September 30 for all School Districts. After approval by the Excise Board and the levies are made, both statements should be signed by the Board Members. One complete signed copy must be sent to the State Auditor and Inspector, 2300 N. Lincoln Blvd Room 100, Oklahoma City, OK 73105-4801. If publication may not be had by date required for filing, affidavit and proof of publication are required to be attached within five days after date of filing.

The 2016-2017 Estimate of Needs  
and  
Financial Statement of the Fiscal Year 2015-2016

Prepared by: Britton, Kuykendall & Miller, CPA's, P.C.

Submitted to the Custer County Excise Board

This 20<sup>th</sup> Day of Sept., 2016

School Board Members

Chairman [Signature]

Clerk Shae Manning

Treasurer [Signature]

Member Richard Bright

Member [Signature]

Member \_\_\_\_\_

Member [Signature]

Member \_\_\_\_\_

RECEIVED  
OCT 03 2016  
State Auditor  
and Inspector



6. We also certify that, after due and legal notice of an election thereon, pursuant to Article 10, Section 10, of the Constitution of Oklahoma, an additional levy of 5.000 Mills, was authorized by a majority of the qualified voters of said School District, for the purpose of erecting, remodeling or repairing school buildings, and for purchasing furniture at an election held for that purpose on April 14, 2007, the result whereof was:

For the Levy 0;

Against the Levy 0;

Majority 0

Shae Manning  
Clerk of Board of Education


[Signature]  
President of Board of Education

Debbie Haman  
Treasurer of Board of Education

Subscribed and sworn to before me this 20<sup>th</sup> day of Sept. 2016.

Janice M. Maddox  
Notary Public

8-16-19  
My Commission Expires



Affidavit of Publication

State of Oklahoma, County of Custer

I, \_\_\_\_\_, the undersigned duly qualified and acting Clerk of the Board of Education of Thomas-Fay-Custer Public Schools, School District No. I-07, County and State aforesaid, being first duly sworn according to law, hereby depose and say:

1. That I complied with 68 O. S. 2001 Section 3002, (both independent and dependent) by having the within Financial Statement and Estimate of Needs which was prepared at the time and in the manner provided by law, published as required by law, in a legally-qualified newspaper of general circulation in the district, there being no legally-qualified newspaper published in the school district, as evidenced by a copy of such published statement and estimate together with proof of publication thereof attached hereto marked Exhibit No. 1 and made a part hereof (strike inapplicable phrases).


2. That I complied with currently effective statutes, by having the Notice of Emergency Levy Election and the call for such Election on the date hereinbefore certified by the Governing Board, the Itemized Statements and the Itemized Estimate of the amount necessary for the ensuing fiscal year requiring such emergency levy for the current expense purposes as prepared by the Board of Education duly published or posted, as the case may be, in full compliance with law for this class of school district, and as provided by law duly made public in the manner and at the time provided by law, for this class of district and in all respects according to law, in relation to said election on such emergency levy as hereinbefore certified by said Governing Board.

3. That I complied with the statute by having published or posted (if required for this class of district) the notice of local support levy election, and the call for such election on the date hereinbefore certified by the Board of Education. That the Estimate of Needs as prepared by the Board of Education required such local support levy in addition to other tax levies, to fully meet the current expense purposes of the school district for the ensuing year.

4. That in conformity to resolution by said Board of Education, I caused Notice of Building Fund Levy Election under the provisions of Article 10, Section 10, Oklahoma Constitution, and the Call of such Election on the date hereinbefore certified by the Governing Board, together with Itemized Statements and an Estimate of the amount necessary for the ensuing fiscal year requiring such levy for the purpose of erecting, remodeling or repairing school buildings, and for purchasing school furniture, in said District, published or posted to contain such Notice and Call, fixing the number of voting places and particularly describing each and every such place or places, and fixing the day on which such election should be had after the expiration of such notice, duly published or posted as is required by law for this class of district.

*Shae Manning*  
Clerk, Board of Education

Subscribed and sworn to before me this 20<sup>th</sup> day of Sept. 2016.



*Janice M. Maddox*  
Notary Public

8-16-19  
My Commission Expires

*[Signature]*  
Secretary and Clerk of Excise Board



Custer County, Oklahoma

# PROOF OF PUBLICATION

The Thomas Tribune      TFC ESTIMATE OF NEEDS  
PO Box 10                    FY 6/30/16-6/30-17  
Thomas, OK 73669  
(580) 661-3524

I, Jamie King, of lawful age, being duly sworn upon oath, deposes and says that I am the Editor of The Thomas Tribune, a Weekly publication that is a "legal newspaper" as that phrase is defined in 25 O.S. § 106 for the City of Thomas, for the County of Custer, in the State of Oklahoma, and that the attachment hereto contains a true and correct copy of what was published in said legal newspaper in consecutive issues on the following dates:


**INSERTION DATES: SEPTEMBER 22, 2016**

**PUBLICATION FEES:..... \$131.25**

  
Editor

State of Oklahoma  
County of Custer

Signed and sworn to before me this 22<sup>nd</sup> day of Sept.,  
20 16  
by Jamie King, Editor.

  
Notary

My Commission expires: 2-27-18 20 **BETH SWITZER**  
 Notary Public  
State of Oklahoma  
Commission # 02000167 Exp: 2-27-18

LEGAL

LEGAL NOTICE
(Published in The Thomas Tribune September 22, 2016.)

LPXLP

Financial Statements of the Various Funds for the Fiscal Year Ending June 30, 2016, And
Balance of Assets as of June 30, 2016, of the Board of Education
School District No. 147, Clark County, Oklahoma

STATEMENT OF FINANCIAL CONDITION
AS OF JUNE 30, 2016
Table with columns: ASSETS, LIABILITIES AND RESERVES, TOTAL ASSETS, and BALANCE SHEET.

GENERAL FUND
ESTIMATED REVENUES FOR FISCAL YEAR ENDING JUNE 30, 2017
Table with columns: GENERAL FUND, SPECIAL FUND BALANCE SHEET, and various revenue categories.

Table with columns: GENERAL FUND, SPECIAL FUND BALANCE SHEET, and various revenue categories.

Table with columns: GENERAL FUND, SPECIAL FUND BALANCE SHEET, and various revenue categories.

Table with columns: GENERAL FUND, SPECIAL FUND BALANCE SHEET, and various revenue categories.

CERTIFICATE - GOVERNOR BOARD

STATE OF OKLAHOMA, COUNTY OF CLUSTER, ss.
We, the undersigned duly qualified and acting officers of the Board of Education of 147th-Center Public Schools, School District No. 147,
of Clark County and State, do hereby certify that at a meeting of the Governing Body of the said District held on the date provided by law the Auditor
of the State and present in the presence of 68 O. S. 2001 Section 1001, the foregoing statement was prepared and it is true and correct and that
the financial Affairs of said District as reflected by the records of the District Clerk and Treasurer. We further certify that the foregoing statement
for current expenses for the fiscal year beginning July 1, 2016, and ending June 30, 2017, as shown are reasonably necessary for the proper conduct
of the affairs of the said District, that the estimated amount to be derived from sources other than ad valorem taxation does not exceed the lawful
maximum rate of the revenue derived from the same sources during the preceding year.

James M. Malloy
Notary Public



Any statement published in a legally-qualified newspaper is printed in the District. If no legally-qualified newspaper is published in the District,
it shall be published in a legally-qualified newspaper of general circulation in the District.
S.A. & T. Form 264 (2006) Entry: Thomas Tribune, Clark County Public Schools 147, Clark County, Oklahoma

## Independent Accountant's Compilation Report

To the Board of Education  
Thomas-Fay-Custer Public Schools  
District No. I-07, Custer County

Management is responsible for the accompanying 2015-2016 prescribed financial statements as of and for the fiscal year ended June 30, 2016, and the 2016-2017 Estimate of Needs (SA&I Form 2661R06) and Publication Sheet (SA&I Form 2662R06) for District No. I-07, Custer County, included in the accompanying prescribed form.

We have performed compilation engagements in accordance with Statements on Standards for Accounting and Review Services promulgated by the Accounting and Review Services Committee of the AICPA. We did not audit or review the prescribed financial statements, estimate of needs and publication sheet nor were we required to perform any procedures to verify the accuracy or completeness of the information provided by management. Accordingly, we do not express an opinion, a conclusion, nor provide any form of assurance on these prescribed financial statements.

The prescribed financial statements, estimate of needs and publication sheet forms are presented in accordance with the requirements prescribed by the Office of the Oklahoma State Auditor and Inspector per 68 OS § 3003.B., as defined by rules promulgated by the Oklahoma State Department of Education per 70 OS § 5-134.1.D., which is a basis of accounting other than accounting principles generally accepted in the United States of America.

This report is intended solely for the information and use of the Oklahoma State Department of Education, the School District, Custer County Excise Board, and for filing with the State Auditor and Inspector and is not intended to be and should not be used by anyone other than these specified parties.

*Britton, Kuykendall & Miller*

Britton, Kuykendall & Miller, CPA's, P.C.  
Weatherford, Oklahoma

August 26, 2016

Thomas-Fay-Custer Independent School District No. 7  
Custer County  
Supplement to 2016 – 2017 Estimate of Needs

The following pages are not included in this report because they contain no activity and no balances:

<u>Fund</u>	<u>Page #</u>
Coop Fund	20-26
Special Revenue Fund	42-43
Enterprise Fund	46-47
Activity Fund	48-49
Expendable Trust Fund	50-51
Non-Expendable Trust Fund	52-53
Internal Service Fund	54-55
Maps Fund	56-62



GENERAL FUND ACCOUNTS COVERING THE PERIOD JULY 1, 2015 TO JUNE 30, 2016  
ESTIMATE OF NEEDS FOR 2016-2017

EXHIBIT "A"

Page 6

Schedule 1, Current Balance Sheet - June 30, 2016	
	Amount
<b>ASSETS:</b>	
Cash Balance June 30, 2016	\$ 874,605.03
Investments	\$ 0.00
<b>TOTAL ASSETS</b>	<b>\$ 874,605.03</b>
<b>LIABILITIES AND RESERVES:</b>	
Warrants Outstanding	\$ 210,211.70
Reserve for Interest on Warrants	\$ 0.00
Reserves From Schedule 8	\$ 0.00
<b>TOTAL LIABILITIES AND RESERVES</b>	<b>\$ 210,211.70</b>
<b>CASH FUND BALANCE JUNE 30, 2016</b>	<b>\$ 664,393.33</b>
<b>TOTAL LIABILITIES, RESERVES AND CASH FUND BALANCE</b>	<b>\$ 874,605.03</b>

Schedule 2, Revenue and Requirements - 2015-2016		
	Detail	Total
<b>REVENUE:</b>		
Cash Balance June 30, 2015	\$ 493,556.00	
Cash Fund Balance Transferred From Prior Years	\$ 206,184.60	
Current Ad Valorem Tax Apportioned	\$ 1,614,699.25	
Miscellaneous Revenue Apportioned	\$ 2,000,448.87	
<b>TOTAL REVENUE</b>		<b>\$ 4,314,888.72</b>
<b>REQUIREMENTS:</b>		
Claims Paid by Warrants Issued & Transfer Fees Apportioned	\$ 3,650,413.95	
Reserves From Schedule 8	\$ 0.00	
Interest Paid on Warrants	\$ 0.00	
Bank Fees and Cash Charges	\$ 81.44	
Reserve for Interest on Warrants	\$ 0.00	
<b>TOTAL REQUIREMENTS</b>		<b>\$ 3,650,495.39</b>
<b>ADD: Cash Fund Balance as Per Balance Sheet 6-30-2016</b>		<b>\$ 664,393.33</b>
<b>TOTAL REQUIREMENTS AND CASH FUND BALANCE</b>		<b>\$ 4,314,888.72</b>

Schedule 3, Cash Fund Balance Analysis - June 30, 2016	
	Amount
<b>ADDITIONS:</b>	
Miscellaneous Revenue Collected in Excess of Estimates-Net	\$ 30,530.69
Warrants Estopped, Cancelled or Converted	\$ 887.00
Fiscal Year 2015-16 Lapsed Appropriations	\$ 304,746.19
Fiscal Year 2014-15 Lapsed Appropriations	\$ 0.00
Ad Valorem Tax Collections in Excess of Estimates	\$ 122,931.85
Prior Year Ad Valorem Tax	\$ 205,297.60
<b>TOTAL ADDITIONS</b>	<b>\$ 664,393.33</b>
<b>DEDUCTIONS:</b>	
Supplemental Appropriations	\$ 0.00
Current Tax in Process of Collection	\$ 0.00
<b>TOTAL DEDUCTIONS</b>	<b>\$ 0.00</b>
<b>Cash Fund Balance as per Balance Sheet 6-30-2016</b>	<b>\$ 664,393.33</b>
Composition of Cash Fund Balance	
Cash	\$ 664,393.33
<b>Cash Fund Balance as per Balance Sheet 6-30-2016</b>	<b>\$ 664,393.33</b>

GENERAL FUND ACCOUNTS COVERING THE PERIOD JULY 1, 2015 TO JUNE 30, 2016  
ESTIMATE OF NEEDS FOR 2016-2017

EXHIBIT "A"

Page 7

Schedule 4, Miscellaneous Revenue		
SOURCE	2015-16 ACCOUNT	
	AMOUNT ESTIMATED	ACTUALLY COLLECTED
<b>1000 DISTRICT SOURCES OF REVENUE:</b>		
1200 Tuition & Fees	\$ 0.00	\$ 0.00
1300 Earnings on Investments and Bond Sales	\$ 0.00	\$ 3,178.32
1400 Rental, Disposals and Commissions	\$ 0.00	\$ 0.00
1500 Reimbursements	\$ 0.00	\$ 61,472.83
1600 Other Local Sources of Revenue	\$ 0.00	\$ 203.97
1700 Child Nutrition Programs	\$ 0.00	\$ 0.00
1800 Athletics	\$ 0.00	\$ 0.00
<b>TOTAL</b>	\$ 0.00	\$ 64,855.12
<b>2000 INTERMEDIATE SOURCES OF REVENUE:</b>		
2100 County 4 Mill Ad Valorem Tax	\$ 80,869.71	\$ 91,397.94
2200 County Apportionment (Mortgage Tax)	\$ 11,752.01	\$ 11,866.61
2300 Resale of Property Fund Distribution	\$ 0.00	\$ 0.00
2910 Other Intermediate Sources of Revenue	\$ 0.00	\$ 0.00
<b>TOTAL</b>	\$ 92,621.72	\$ 103,264.55
<b>3000 STATE SOURCES OF REVENUE:</b>		
3110 Gross Production Tax	\$ 66,288.20	\$ 46,801.19
3120 Motor Vehicle Collections	\$ 246,817.38	\$ 216,847.67
3130 Rural Electric Cooperative Tax	\$ 120,101.14	\$ 117,804.32
3140 State School Land Earnings	\$ 62,100.26	\$ 68,220.53
3150 Vehicle Tax Stamps	\$ 880.40	\$ 801.92
3160 Farm Implement Tax Stamps	\$ 0.00	\$ 0.00
3170 Trailers and Mobile Homes	\$ 0.00	\$ 0.00
3190 Other Dedicated Revenue	\$ 0.00	\$ 0.00
<b>3100 Total Dedicated Revenue</b>	\$ 496,187.38	\$ 450,475.63
3210 Foundation and Salary Incentive Aid	\$ 838,246.00	\$ 730,788.00
3220 Mid-Term Adjustment For Attendance	\$ 0.00	\$ 0.00
3230 Teacher Consultant Stipend	\$ 0.00	\$ 0.00
3240 Disaster Assistance	\$ 0.00	\$ 0.00
3250 Flexible Benefit Allowance	\$ 278,653.80	\$ 307,588.23
<b>3200 Total State Aid - General Operations - Non-Categorical</b>	\$ 1,116,899.80	\$ 1,038,376.23
3300 State Aid - Competitive Grants - Categorical	\$ 0.00	\$ 6,929.50
3400 State - Categorical	\$ 26,946.00	\$ 32,670.29
3500 Special Programs	\$ 0.00	\$ 0.00
3600 Other State Sources of Revenue	\$ 0.00	\$ 12,812.21
3700 Child Nutrition Program	\$ 0.00	\$ 0.00
3800 State Vocational Programs - Multi-Source	\$ 57,145.00	\$ 55,017.00
<b>TOTAL</b>	\$ 1,697,178.18	\$ 1,596,280.86
<b>4000 FEDERAL SOURCES OF REVENUE:</b>		
4100 Grants-In-Aid Direct From The Federal Government	\$ 0.00	\$ 39,522.00
4200 Disadvantaged Students	\$ 86,352.92	\$ 99,930.98
4300 Individuals With Disabilities	\$ 93,765.36	\$ 93,926.36
4400 No Child Left Behind	\$ 0.00	\$ 0.00
4500 Grants-In-Aid Passed Through Other State/Intermediate Sources	\$ 0.00	\$ 0.00
4600 Other Federal Sources Passed Through State Dept Of Education	\$ 0.00	\$ 2,469.00
4700 Child Nutrition Programs	\$ 0.00	\$ 200.00
4800 Federal Vocational Education	\$ 0.00	\$ 0.00
<b>TOTAL</b>	\$ 180,118.28	\$ 236,048.34
<b>5000 NON-REVENUE RECEIPTS:</b>		
5100 Return of Assets	\$ 0.00	\$ 0.00
<b>GRAND TOTAL</b>	\$ 1,969,918.18	\$ 2,000,448.87

S.A. & I Form 2661R06 Entity: Thomas-Fay-Custer Public Schools I-07, Custer

26-Aug-2016

GENERAL FUND ACCOUNTS COVERING THE PERIOD JULY 1, 2015 TO JUNE 30, 2016  
ESTIMATE OF NEEDS FOR 2016-2017

EXHIBIT "A"

Page 8

2015-16 ACCOUNT OVER (UNDER)	BASIS AND LIMIT OF ENSUING ESTIMATE	2016-17 ACCOUNT		
		CHARGEABLE INCOME	ESTIMATED BY GOVERNING BOARD	APPROVED BY EXCISE BOARD
\$ 0.00	0.00%	\$ 0.00	\$ 0.00	\$ 0.00
\$ 3,178.32	0.00%	\$ 0.00	\$ 0.00	\$ 0.00
\$ 0.00	0.00%	\$ 0.00	\$ 0.00	\$ 0.00
\$ 61,472.83	0.00%	\$ 0.00	\$ 0.00	\$ 0.00
\$ 203.97	0.00%	\$ 0.00	\$ 0.00	\$ 0.00
\$ 0.00	0.00%	\$ 0.00	\$ 0.00	\$ 0.00
\$ 0.00	0.00%	\$ 0.00	\$ 0.00	\$ 0.00
\$ 64,855.12		\$ 0.00	\$ 0.00	\$ 0.00
\$ 10,528.23	90.00%	\$ 0.00	\$ 82,258.15	\$ 82,258.15
\$ 114.60	90.00%	\$ 0.00	\$ 10,679.95	\$ 10,679.95
\$ 0.00	0.00%	\$ 0.00	\$ 0.00	\$ 0.00
\$ 0.00	0.00%	\$ 0.00	\$ 0.00	\$ 0.00
\$ 10,642.83		\$ 0.00	\$ 92,938.10	\$ 92,938.10
\$ (19,487.01)	90.00%	\$ 0.00	\$ 42,121.07	\$ 42,121.07
\$ (29,969.71)	90.00%	\$ 0.00	\$ 195,162.90	\$ 195,162.90
\$ (2,296.82)	90.00%	\$ 0.00	\$ 106,023.89	\$ 106,023.89
\$ 6,120.27	90.00%	\$ 0.00	\$ 61,398.48	\$ 61,398.48
\$ (78.48)	90.00%	\$ 0.00	\$ 721.73	\$ 721.73
\$ 0.00	0.00%	\$ 0.00	\$ 0.00	\$ 0.00
\$ 0.00	0.00%	\$ 0.00	\$ 0.00	\$ 0.00
\$ 0.00	0.00%	\$ 0.00	\$ 0.00	\$ 0.00
\$ (45,711.75)		\$ 0.00	\$ 405,428.07	\$ 405,428.07
\$ (107,458.00)	113.45%	\$ 0.00	\$ 829,046.00	\$ 829,046.00
\$ 0.00	0.00%	\$ 0.00	\$ 0.00	\$ 0.00
\$ 0.00	0.00%	\$ 0.00	\$ 0.00	\$ 0.00
\$ 0.00	0.00%	\$ 0.00	\$ 0.00	\$ 0.00
\$ 28,934.43	102.88%	\$ 0.00	\$ 316,441.24	\$ 316,441.24
\$ (78,523.57)		\$ 0.00	\$ 1,145,487.24	\$ 1,145,487.24
\$ 6,929.50	0.00%	\$ 0.00	\$ 0.00	\$ 0.00
\$ 5,724.29	0.00%	\$ 0.00	\$ 0.00	\$ 0.00
\$ 0.00	0.00%	\$ 0.00	\$ 0.00	\$ 0.00
\$ 12,812.21	0.00%	\$ 0.00	\$ 0.00	\$ 0.00
\$ 0.00	0.00%	\$ 0.00	\$ 0.00	\$ 0.00
\$ (2,128.00)	97.41%	\$ 0.00	\$ 53,592.00	\$ 53,592.00
\$ (100,897.32)		\$ 0.00	\$ 1,604,507.31	\$ 1,604,507.31
\$ 39,522.00	0.00%	\$ 0.00	\$ 0.00	\$ 0.00
\$ 13,578.06	86.19%	\$ 0.00	\$ 86,133.38	\$ 86,133.38
\$ 161.00	95.74%	\$ 0.00	\$ 89,929.70	\$ 89,929.70
\$ 0.00	0.00%	\$ 0.00	\$ 0.00	\$ 0.00
\$ 0.00	0.00%	\$ 0.00	\$ 0.00	\$ 0.00
\$ 2,469.00	0.00%	\$ 0.00	\$ 0.00	\$ 0.00
\$ 200.00	0.00%	\$ 0.00	\$ 0.00	\$ 0.00
\$ 0.00	0.00%	\$ 0.00	\$ 0.00	\$ 0.00
\$ 55,930.06		\$ 0.00	\$ 176,063.08	\$ 176,063.08
\$ 0.00	0.00%	\$ 0.00	\$ 0.00	\$ 0.00
\$ 30,530.69		\$ 0.00	\$ 1,873,508.49	\$ 1,873,508.49

S.A. & I. Form 2661R06 Entity: Thomas-Fay-Custer Public Schools I-07, Custer

26-Aug-2016

GENERAL FUND ACCOUNTS COVERING THE PERIOD JULY 1, 2015 TO JUNE 30, 2016  
ESTIMATE OF NEEDS FOR 2016-2017

EXHIBIT "A"

Page 9

Schedule 5, Expenditures General Fund Cash Accounts of Current and all Prior Years	
CURRENT AND ALL PRIOR YEARS	2015-16
Cash Balance Reported to Excise Board 6-30-2015	\$ 0.00
Cash Fund Balance Transferred Out	
Cash Fund Balance Transferred In	\$ 493,556.00
Adjusted Cash Balance	\$ 493,556.00
Ad Valorem Tax Apportioned To Year In Caption	\$ 1,614,699.25
Miscellaneous Revenue (Schedule 4)	\$ 2,000,448.87
Cash Fund Balance Forward From Preceding Year	\$ 206,184.60
Prior Expenditures Recovered	\$ 0.00
<b>TOTAL RECEIPTS</b>	<b>\$ 3,821,332.72</b>
<b>TOTAL RECEIPTS AND BALANCE</b>	<b>\$ 4,314,888.72</b>
Warrants Paid of Year in Caption	\$ 3,440,202.25
Interest Paid Thereon	\$ 0.00
Bank Fees and Cash Charges	\$ 81.44
<b>TOTAL DISBURSEMENTS</b>	<b>\$ 3,440,283.69</b>
<b>CASH BALANCE JUNE 30, 2016</b>	<b>\$ 874,605.03</b>
Reserve for Warrants Outstanding	\$ 210,211.70
Reserve for Interest on Warrants	\$ 0.00
Reserves From Schedule 8	\$ 0.00
<b>TOTAL LIABILITIES AND RESERVE</b>	<b>\$ 210,211.70</b>
DEFICIT:	\$ 0.00
<b>CASH FUND BALANCE FORWARD TO SUCCEEDING YEAR</b>	<b>\$ 664,393.33</b>

Schedule 6, General Fund Warrant Account of Current and All Prior Years	
CURRENT AND ALL PRIOR YEARS	2015-16
Warrants Outstanding 6-30 of Year in Caption	
Warrants Registered During Year	\$ 3,650,413.95
<b>TOTAL</b>	<b>\$ 3,650,413.95</b>
Warrants Paid During Year	\$ 3,440,202.25
Warrants Converted to Bonds or Judgments	\$ 0.00
Warrants Cancelled	\$ 0.00
Warrants estopped by Statute	\$ 0.00
<b>TOTAL WARRANTS RETIRED</b>	<b>\$ 3,440,202.25</b>
<b>BALANCE WARRANTS OUTSTANDING JUNE 30, 2016</b>	<b>\$ 210,211.70</b>

Schedule 7, 2015 Ad Valorem Tax Account			
2015 Net Valuation Certified To County Excise Board	\$ 45,018,728.00	36.450 Mills	Amount
Total Proceeds of Levy as Certified			\$ 1,640,944.14
Additions:			\$ 0.00
Deductions:			\$ 0.00
Gross Balance Tax			\$ 1,640,944.14
Less Reserve for Delinquent Tax			\$ 149,176.74
Reserve for Protests Pending			\$ 0.00
Balance Available Tax			\$ 1,491,767.40
Deduct 2015 Tax Apportioned			\$ 1,614,699.25
Net Balance 2015 Tax in Process of Collection			\$ 0.00
Excess Collections			\$ 122,931.85



GENERAL FUND ACCOUNTS COVERING THE PERIOD JULY 1, 2015 TO JUNE 30, 2016  
ESTIMATE OF NEEDS FOR 2016-2017

EXHIBIT "A"

Page 11

Schedule 8, Report of Prior Year Expenditures				
APPROPRIATED ACCOUNTS	FISCAL YEAR ENDING JUNE 30, 2015			APPROPRIATIONS ORIGINAL
	RESERVES 06-30-2015	WARRANTS SINCE ISSUED	BALANCE LAPSED APPROPRIATIONS	
1000 INSTRUCTION	\$ 0.00	\$ 0.00	\$ 0.00	\$ 2,472,763.92
2000 SUPPORT SERVICES:				
2100 Support Services - Students	\$ 0.00	\$ 0.00	\$ 0.00	\$ 125,656.86
2200 Support Services - Instructional Staff	\$ 0.00	\$ 0.00	\$ 0.00	\$ 84,699.30
2300 Support Services - General Administration	\$ 0.00	\$ 0.00	\$ 0.00	\$ 158,601.72
2400 Support Services - School Administration	\$ 0.00	\$ 0.00	\$ 0.00	\$ 249,045.36
2500 Support Services - Business	\$ 0.00	\$ 0.00	\$ 0.00	\$ 101,345.33
2600 Operations And Maintenance of Plant Services	\$ 0.00	\$ 0.00	\$ 0.00	\$ 262,754.29
2700 Student Transportation Services	\$ 0.00	\$ 0.00	\$ 0.00	\$ 211,740.17
2800 Support Services - Central	\$ 0.00	\$ 0.00	\$ 0.00	\$ 0.00
2900 Other Support Services	\$ 0.00	\$ 0.00	\$ 0.00	\$ 0.00
<b>TOTAL</b>	\$ 0.00	\$ 0.00	\$ 0.00	\$ 1,193,843.03
3000 OPERATION OF NON-INSTRUCTION SERVICES:				
3100 Child Nutrition Programs Operations	\$ 0.00	\$ 0.00	\$ 0.00	\$ 0.00
3200 Other Enterprise Service Operations	\$ 0.00	\$ 0.00	\$ 0.00	\$ 0.00
3300 Community Services Operations	\$ 0.00	\$ 0.00	\$ 0.00	\$ 0.00
<b>TOTAL</b>	\$ 0.00	\$ 0.00	\$ 0.00	\$ 0.00
4000 FACILITIES ACQUISITION & CONSTRUCTION SERVICES:				
4100 Supv. of Facilities Acquisition and Construction	\$ 0.00	\$ 0.00	\$ 0.00	\$ 0.00
4200 Site Acquisition Services	\$ 0.00	\$ 0.00	\$ 0.00	\$ 0.00
4300 Site Improvement Services	\$ 0.00	\$ 0.00	\$ 0.00	\$ 0.00
4400 Architecture and Engineering Services	\$ 0.00	\$ 0.00	\$ 0.00	\$ 0.00
4500 Educational Specifications Development Services	\$ 0.00	\$ 0.00	\$ 0.00	\$ 0.00
4600 Building Acquisition and Construction Services	\$ 0.00	\$ 0.00	\$ 0.00	\$ 0.00
4700 Building Improvement Services	\$ 0.00	\$ 0.00	\$ 0.00	\$ 0.00
4900 Other Facilities Acquisition and Const. Services	\$ 0.00	\$ 0.00	\$ 0.00	\$ 0.00
<b>TOTAL</b>	\$ 0.00	\$ 0.00	\$ 0.00	\$ 0.00
5000 OTHER OUTLAYS:				
5100 Debt Service	\$ 0.00	\$ 0.00	\$ 0.00	\$ 0.00
5200 Reimbursement (Child Nutrition Fund)	\$ 0.00	\$ 0.00	\$ 0.00	\$ 0.00
5300 Clearing Account	\$ 0.00	\$ 0.00	\$ 0.00	\$ 288,634.63
5400 Indirect Cost Entitlement	\$ 0.00	\$ 0.00	\$ 0.00	\$ 0.00
5500 Private Nonprofit Schools	\$ 0.00	\$ 0.00	\$ 0.00	\$ 0.00
5600 Correcting Entry	\$ 0.00	\$ 0.00	\$ 0.00	\$ 0.00
<b>TOTAL</b>	\$ 0.00	\$ 0.00	\$ 0.00	\$ 288,634.63
7000 OTHER USES	\$ 0.00	\$ 0.00	\$ 0.00	\$ 0.00
8000 REPAYMENTS	\$ 0.00	\$ 0.00	\$ 0.00	\$ 0.00
<b>TOTAL GENERAL FUND</b>	\$ 0.00	\$ 0.00	\$ 0.00	\$ 3,955,241.58
Bank Fees and Cash Charges	\$ 0.00	\$ 0.00	\$ 0.00	\$ 0.00
Provision for Interest on Warrants	\$ 0.00	\$ 0.00	\$ 0.00	\$ 0.00
<b>GRAND TOTAL</b>	\$ 0.00	\$ 0.00	\$ 0.00	\$ 3,955,241.58

ESTIMATE OF NEEDS FOR THE FISCAL YEAR 2016-2017
PURPOSE:
Current Expense
Interest
Pro rata share of County Assessor's Budget as determined by County Excise Board
<b>GRAND TOTAL - Home School</b>

S.A. & I. Form 2661R06 Entity: Thomas-Fay-Custer Public Schools I-07, Custer

26-Aug-2016



BUILDING FUND ACCOUNTS COVERING THE PERIOD JULY 1, 2015 TO JUNE 30, 2016  
ESTIMATE OF NEEDS FOR 2016-2017

EXHIBIT "B"

Page 13

Schedule 1, Current Balance Sheet - June 30, 2016		Amount
<b>ASSETS:</b>		
Cash Balance June 30, 2016		\$ 162,718.99
Investments		\$ 0.00
<b>TOTAL ASSETS</b>		<b>\$ 162,718.99</b>
<b>LIABILITIES AND RESERVES:</b>		
Warrants Outstanding		\$ 7,905.42
Reserve for Interest on Warrants		\$ 0.00
Reserves From Schedule 8		\$ 0.00
<b>TOTAL LIABILITIES AND RESERVES</b>		<b>\$ 7,905.42</b>
<b>CASH FUND BALANCE JUNE 30, 2016</b>		<b>\$ 154,813.57</b>
<b>TOTAL LIABILITIES, RESERVES AND CASH FUND BALANCE</b>		<b>\$ 162,718.99</b>

Schedule 2, Revenue and Requirements - 2015-2016		
	Detail	Total
<b>REVENUE:</b>		
Cash Balance June 30, 2015	\$ 107,970.99	
Cash Fund Balance Transferred From Prior Years	\$ 29,328.75	
Current Ad Valorem Tax Apportioned	\$ 230,688.07	
Miscellaneous Revenue Apportioned	\$ 16,932.55	
<b>TOTAL REVENUE</b>		<b>\$ 384,920.36</b>
<b>REQUIREMENTS:</b>		
Claims Paid by Warrants Issued & Transfer Fees Apportioned	\$ 230,106.79	
Reserves From Schedule 8	\$ 0.00	
Interest Paid on Warrants	\$ 0.00	
Bank Fees and Cash Charges	\$ 0.00	
Reserve for Interest on Warrants	\$ 0.00	
<b>TOTAL REQUIREMENTS</b>		<b>\$ 230,106.79</b>
<b>ADD: Cash Fund Balance as Per Balance Sheet 6-30-2016</b>		<b>\$ 154,813.57</b>
<b>TOTAL REQUIREMENTS AND CASH FUND BALANCE</b>		<b>\$ 384,920.36</b>

Schedule 3, Cash Fund Balance Analysis - June 30, 2016		Amount
<b>ADDITIONS:</b>		
Miscellaneous Revenue Collected in Excess of Estimates-Net		\$ 393.91
Warrants Estopped, Cancelled or Converted		\$ 0.00
Fiscal Year 2015-16 Lapsed Appropriations		\$ 107,551.74
Fiscal Year 2014-15 Lapsed Appropriations		\$ 0.00
Ad Valorem Tax Collections in Excess of Estimates		\$ 17,539.17
Prior Year Ad Valorem Tax		\$ 29,328.75
<b>TOTAL ADDITIONS</b>		<b>\$ 154,813.57</b>
<b>DEDUCTIONS:</b>		
Supplemental Appropriations		\$ 0.00
Current Tax in Process of Collection		\$ 0.00
<b>TOTAL DEDUCTIONS</b>		<b>\$ 0.00</b>
<b>Cash Fund Balance as per Balance Sheet 6-30-2016</b>		<b>\$ 154,813.57</b>
<b>Composition of Cash Fund Balance</b>		
Cash		\$ 154,813.57
<b>Cash Fund Balance as per Balance Sheet 6-30-2016</b>		<b>\$ 154,813.57</b>



BUILDING FUND ACCOUNTS COVERING THE PERIOD JULY 1, 2015 TO JUNE 30, 2016  
ESTIMATE OF NEEDS FOR 2016-2017

EXHIBIT "B"

Page 14

Schedule 4, Miscellaneous Revenue		
SOURCE	2015-16 ACCOUNT	
	AMOUNT ESTIMATED	ACTUALLY COLLECTED
<b>1000 DISTRICT SOURCES OF REVENUE:</b>		
1200 Tuition & Fees	\$ 0.00	\$ 0.00
1300 Earnings on Investments and Bond Sales	\$ 0.00	\$ 0.00
1400 Rental, Disposals and Commissions	\$ 0.00	\$ 0.00
1500 Reimbursements	\$ 0.00	\$ 0.00
1600 Other Local Sources of Revenue	\$ 0.00	\$ 0.00
1700 Child Nutrition Programs	\$ 0.00	\$ 0.00
1800 Athletics	\$ 0.00	\$ 0.00
TOTAL	\$ 0.00	\$ 0.00
<b>2000 INTERMEDIATE SOURCES OF REVENUE:</b>		
2100 County 4 Mill Ad Valorem Tax	\$ 0.00	\$ 0.00
2200 County Apportionment (Mortgage Tax)	\$ 0.00	\$ 0.00
2300 Resale of Property Fund Distribution	\$ 0.00	\$ 0.00
2900 Other Intermediate Sources of Revenue	\$ 0.00	\$ 0.00
TOTAL	\$ 0.00	\$ 0.00
<b>3000 STATE SOURCES OF REVENUE:</b>		
3110 Gross Production Tax	\$ 0.00	\$ 0.00
3120 Motor Vehicle Collections	\$ 0.00	\$ 0.00
3130 Rural Electric Cooperative Tax	\$ 0.00	\$ 0.00
3140 State School Land Earnings	\$ 0.00	\$ 0.00
3150 Vehicle Tax Stamps	\$ 0.00	\$ 0.00
3160 Farm Implement Tax Stamps	\$ 0.00	\$ 0.00
3170 Trailers and Mobile Homes	\$ 0.00	\$ 0.00
3190 Other Dedicated Revenue	\$ 0.00	\$ 0.00
3100 Total Dedicated Revenue	\$ 0.00	\$ 0.00
3210 Foundation and Salary Incentive Aid	\$ 0.00	\$ 0.00
3220 Mid-Term Adjustment For Attendance	\$ 0.00	\$ 0.00
3230 Teacher Consultant Stipend	\$ 0.00	\$ 0.00
3240 Disaster Assistance	\$ 0.00	\$ 0.00
3250 Flexible Benefit Allowance	\$ 16,538.64	\$ 16,923.08
3200 Total State Aid - General Operations - Non-Categorical	\$ 16,538.64	\$ 16,923.08
3300 State Aid - Competitive Grants - Categorical	\$ 0.00	\$ 0.00
3400 State - Categorical	\$ 0.00	\$ 0.00
3500 Special Programs	\$ 0.00	\$ 0.00
3600 Other State Sources of Revenue	\$ 0.00	\$ 9.47
3700 Child Nutrition Program	\$ 0.00	\$ 0.00
3800 State Vocational Programs - Multi-Source	\$ 0.00	\$ 0.00
TOTAL	\$ 16,538.64	\$ 16,932.55
<b>4000 FEDERAL SOURCES OF REVENUE:</b>		
4100 Grants-In-Aid Direct From The Federal Government	\$ 0.00	\$ 0.00
4200 Disadvantaged Students	\$ 0.00	\$ 0.00
4300 Individuals With Disabilities	\$ 0.00	\$ 0.00
4400 No Child Left Behind	\$ 0.00	\$ 0.00
4500 Grants-In-Aid Passed Through Other State/Intermediate Sources	\$ 0.00	\$ 0.00
4600 Other Federal Sources Passed Through State Dept Of Education	\$ 0.00	\$ 0.00
4700 Child Nutrition Programs	\$ 0.00	\$ 0.00
4800 Federal Vocational Education	\$ 0.00	\$ 0.00
TOTAL	\$ 0.00	\$ 0.00
<b>5000 NON-REVENUE RECEIPTS:</b>		
5100 Return of Assets	\$ 0.00	\$ 0.00
GRAND TOTAL	\$ 16,538.64	\$ 16,932.55

S.A. & I. Form 2661R06 Entity: Thomas-Fay-Custer Public Schools I-07, Custer

26-Aug-2016



BUILDING FUND ACCOUNTS COVERING THE PERIOD JULY 1, 2015 TO JUNE 30, 2016  
ESTIMATE OF NEEDS FOR 2016-2017

EXHIBIT "B"

Page 16

Schedule 5, Expenditures Building Fund Cash Accounts of Current and all Prior Years	
CURRENT AND ALL PRIOR YEARS	2015-16
Cash Balance Reported to Excise Board 6-30-2015	\$ 0.00
Cash Fund Balance Transferred Out	
Cash Fund Balance Transferred In	\$ 107,970.99
Adjusted Cash Balance	\$ 107,970.99
Ad Valorem Tax Apportioned To Year In Caption	\$ 230,688.07
Miscellaneous Revenue (Schedule 4)	\$ 16,932.55
Cash Fund Balance Forward From Preceding Year	\$ 29,328.75
Prior Expenditures Recovered	\$ 0.00
<b>TOTAL RECEIPTS</b>	<b>\$ 276,949.37</b>
<b>TOTAL RECEIPTS AND BALANCE</b>	<b>\$ 384,920.36</b>
Warrants Paid of Year in Caption	\$ 222,201.37
Interest Paid Thereon	\$ 0.00
Bank Fees and Cash Charges	\$ 0.00
<b>TOTAL DISBURSEMENTS</b>	<b>\$ 222,201.37</b>
<b>CASH BALANCE JUNE 30, 2016</b>	<b>\$ 162,718.99</b>
Reserve for Warrants Outstanding	\$ 7,905.42
Reserve for Interest on Warrants	\$ 0.00
Reserves From Schedule 8	\$ 0.00
<b>TOTAL LIABILITIES AND RESERVE</b>	<b>\$ 7,905.42</b>
DEFICIT: (Red Figure)	\$ 0.00
<b>CASH FUND BALANCE FORWARD TO SUCCEEDING YEAR</b>	<b>\$ 154,813.57</b>

Schedule 6, Building Fund Warrant Account of Current and All Prior Years	
CURRENT AND ALL PRIOR YEARS	2015-16
Warrants Outstanding 6-30 of Year in Caption	
Warrants Registered During Year	\$ 230,106.79
<b>TOTAL</b>	<b>\$ 230,106.79</b>
Warrants Paid During Year	\$ 222,201.37
Warrants Converted to Bonds or Judgments	\$ 0.00
Warrants Cancelled	\$ 0.00
Warrants estopped by Statute	\$ 0.00
<b>TOTAL WARRANTS RETIRED</b>	<b>\$ 222,201.37</b>
<b>BALANCE WARRANTS OUTSTANDING JUNE 30, 2016</b>	<b>\$ 7,905.42</b>

Schedule 7, 2015 Ad Valorem Tax Account			
2015 Net Valuation Certified To County Excise Board	\$ 45,018,728.00	5.208 Mills	Amount
Total Proceeds of Levy as Certified			\$ 234,463.79
Additions:			\$ 0.00
Deductions:			\$ 0.00
Gross Balance Tax			\$ 234,463.79
Less Reserve for Delinquent Tax			\$ 21,314.89
Reserve for Protests Pending			\$ 0.00
Balance Available Tax			\$ 213,148.90
Deduct 2015 Tax Apportioned			\$ 230,688.07
Net Balance 2015 Tax in Process of Collection			\$ 0.00
Excess Collections			\$ 17,539.17



BUILDING FUND ACCOUNTS COVERING THE PERIOD JULY 1, 2015 TO JUNE 30, 2016  
ESTIMATE OF NEEDS FOR 2016-2017

EXHIBIT "B"

Page 18

Schedule 8, Report of Prior Year Expenditures				
APPROPRIATED ACCOUNTS	FISCAL YEAR ENDING JUNE 30, 2015			APPROPRIATIONS ORIGINAL
	RESERVES 06-30-2015	WARRANTS SINCE ISSUED	BALANCE LAPSED APPROPRIATIONS	
1000 INSTRUCTION	\$ 0.00	\$ 0.00	\$ 0.00	\$ 0.00
2000 SUPPORT SERVICES:				
2100 Support Services - Students	\$ 0.00	\$ 0.00	\$ 0.00	\$ 0.00
2200 Support Services - Instructional Staff	\$ 0.00	\$ 0.00	\$ 0.00	\$ 0.00
2300 Support Services - General Administration	\$ 0.00	\$ 0.00	\$ 0.00	\$ 0.00
2400 Support Services - School Administration	\$ 0.00	\$ 0.00	\$ 0.00	\$ 0.00
2500 Support Services - Business	\$ 0.00	\$ 0.00	\$ 0.00	\$ 0.00
2600 Operations And Maintenance of Plant Services	\$ 0.00	\$ 0.00	\$ 0.00	\$ 207,106.79
2700 Student Transportation Services	\$ 0.00	\$ 0.00	\$ 0.00	\$ 0.00
2800 Support Services - Central	\$ 0.00	\$ 0.00	\$ 0.00	\$ 0.00
2900 Other Support Services	\$ 0.00	\$ 0.00	\$ 0.00	\$ 0.00
<b>TOTAL</b>	\$ 0.00	\$ 0.00	\$ 0.00	\$ 207,106.79
3000 OPERATION OF NON-INSTRUCTION SERVICES:				
3100 Child Nutrition Programs Operations	\$ 0.00	\$ 0.00	\$ 0.00	\$ 0.00
3200 Other Enterprise Service Operations	\$ 0.00	\$ 0.00	\$ 0.00	\$ 0.00
3300 Community Services Operations	\$ 0.00	\$ 0.00	\$ 0.00	\$ 0.00
<b>TOTAL</b>	\$ 0.00	\$ 0.00	\$ 0.00	\$ 0.00
4000 FACILITIES ACQUISITION & CONSTRUCTION SERVICES:				
4100 Supv. of Facilities Acquisition and Construction	\$ 0.00	\$ 0.00	\$ 0.00	\$ 0.00
4200 Site Acquisition Services	\$ 0.00	\$ 0.00	\$ 0.00	\$ 0.00
4300 Site Improvement Services	\$ 0.00	\$ 0.00	\$ 0.00	\$ 0.00
4400 Architecture and Engineering Services	\$ 0.00	\$ 0.00	\$ 0.00	\$ 0.00
4500 Educational Specifications Development Services	\$ 0.00	\$ 0.00	\$ 0.00	\$ 0.00
4600 Building Acquisition and Construction Services	\$ 0.00	\$ 0.00	\$ 0.00	\$ 0.00
4700 Building Improvement Services	\$ 0.00	\$ 0.00	\$ 0.00	\$ 23,000.00
4900 Other Facilities Acquisition and Const. Services	\$ 0.00	\$ 0.00	\$ 0.00	\$ 0.00
<b>TOTAL</b>	\$ 0.00	\$ 0.00	\$ 0.00	\$ 23,000.00
5000 OTHER OUTLAYS:				
5100 Debt Service	\$ 0.00	\$ 0.00	\$ 0.00	\$ 0.00
5200 Reimbursement (Child Nutrition Fund)	\$ 0.00	\$ 0.00	\$ 0.00	\$ 0.00
5300 Clearing Account	\$ 0.00	\$ 0.00	\$ 0.00	\$ 107,551.74
5400 Indirect Cost Entitlement	\$ 0.00	\$ 0.00	\$ 0.00	\$ 0.00
5500 Private Nonprofit Schools	\$ 0.00	\$ 0.00	\$ 0.00	\$ 0.00
5600 Correcting Entry	\$ 0.00	\$ 0.00	\$ 0.00	\$ 0.00
<b>TOTAL</b>	\$ 0.00	\$ 0.00	\$ 0.00	\$ 107,551.74
7000 OTHER USES	\$ 0.00	\$ 0.00	\$ 0.00	\$ 0.00
8000 REPAYMENTS	\$ 0.00	\$ 0.00	\$ 0.00	\$ 0.00
<b>TOTAL BUILDING FUND</b>	\$ 0.00	\$ 0.00	\$ 0.00	\$ 337,658.53
Bank Fees and Cash Charges	\$ 0.00	\$ 0.00	\$ 0.00	\$ 0.00
Provision for Interest on Warrants	\$ 0.00	\$ 0.00	\$ 0.00	\$ 0.00
<b>GRAND TOTAL</b>	\$ 0.00	\$ 0.00	\$ 0.00	\$ 337,658.53

ESTIMATE OF NEEDS FOR THE FISCAL YEAR 2016-2017	
PURPOSE:	
Current Expense	
Interest	
Pro rata share of County Assessor's Budget by County Excise Board	
<b>GRAND TOTAL - Home School</b>	

S.A. & I. Form 2661R06 Entity: Thomas-Fay-Custer Public Schools I-07, Custer

26-Aug-2016

BUILDING FUND ACCOUNTS COVERING THE PERIOD JULY 1, 2015 TO JUNE 30, 2016  
ESTIMATE OF NEEDS FOR 2016-2017

EXHIBIT "B"

Page 19

FISCAL YEAR ENDING JUNE 30, 2016						FISCAL YEAR 2015-2016 EXPENDITURES FOR CURRENT EXPENSE PURPOSES
APPROPRIATIONS			WARRANTS ISSUED	RESERVES	LAPSED BALANCE KNOWN TO BE UNENCUMBERED	
SUPPLEMENTAL ADJUSTMENTS		NET AMOUNT				
ADDED	CANCELLED					
\$ 0.00	\$ 0.00	\$ 0.00	\$ 0.00	\$ 0.00	\$ 0.00	\$ 0.00
\$ 0.00	\$ 0.00	\$ 0.00	\$ 0.00	\$ 0.00	\$ 0.00	\$ 0.00
\$ 0.00	\$ 0.00	\$ 0.00	\$ 0.00	\$ 0.00	\$ 0.00	\$ 0.00
\$ 0.00	\$ 0.00	\$ 0.00	\$ 0.00	\$ 0.00	\$ 0.00	\$ 0.00
\$ 0.00	\$ 0.00	\$ 0.00	\$ 0.00	\$ 0.00	\$ 0.00	\$ 0.00
\$ 0.00	\$ 0.00	\$ 207,106.79	\$ 207,106.79	\$ 0.00	\$ 0.00	\$ 207,106.79
\$ 0.00	\$ 0.00	\$ 0.00	\$ 0.00	\$ 0.00	\$ 0.00	\$ 0.00
\$ 0.00	\$ 0.00	\$ 0.00	\$ 0.00	\$ 0.00	\$ 0.00	\$ 0.00
\$ 0.00	\$ 0.00	\$ 0.00	\$ 0.00	\$ 0.00	\$ 0.00	\$ 0.00
\$ 0.00	\$ 0.00	\$ 207,106.79	\$ 207,106.79	\$ 0.00	\$ 0.00	\$ 207,106.79
\$ 0.00	\$ 0.00	\$ 0.00	\$ 0.00	\$ 0.00	\$ 0.00	\$ 0.00
\$ 0.00	\$ 0.00	\$ 0.00	\$ 0.00	\$ 0.00	\$ 0.00	\$ 0.00
\$ 0.00	\$ 0.00	\$ 0.00	\$ 0.00	\$ 0.00	\$ 0.00	\$ 0.00
\$ 0.00	\$ 0.00	\$ 0.00	\$ 0.00	\$ 0.00	\$ 0.00	\$ 0.00
\$ 0.00	\$ 0.00	\$ 0.00	\$ 0.00	\$ 0.00	\$ 0.00	\$ 0.00
\$ 0.00	\$ 0.00	\$ 0.00	\$ 0.00	\$ 0.00	\$ 0.00	\$ 0.00
\$ 0.00	\$ 0.00	\$ 0.00	\$ 0.00	\$ 0.00	\$ 0.00	\$ 0.00
\$ 0.00	\$ 0.00	\$ 23,000.00	\$ 23,000.00	\$ 0.00	\$ 0.00	\$ 23,000.00
\$ 0.00	\$ 0.00	\$ 0.00	\$ 0.00	\$ 0.00	\$ 0.00	\$ 0.00
\$ 0.00	\$ 0.00	\$ 23,000.00	\$ 23,000.00	\$ 0.00	\$ 0.00	\$ 23,000.00
\$ 0.00	\$ 0.00	\$ 0.00	\$ 0.00	\$ 0.00	\$ 0.00	\$ 0.00
\$ 0.00	\$ 0.00	\$ 0.00	\$ 0.00	\$ 0.00	\$ 0.00	\$ 0.00
\$ 0.00	\$ 0.00	\$ 0.00	\$ 0.00	\$ 0.00	\$ 0.00	\$ 0.00
\$ 0.00	\$ 0.00	\$ 0.00	\$ 0.00	\$ 0.00	\$ 0.00	\$ 0.00
\$ 0.00	\$ 0.00	\$ 0.00	\$ 0.00	\$ 0.00	\$ 0.00	\$ 0.00
\$ 0.00	\$ 0.00	\$ 107,551.74	\$ 0.00	\$ 0.00	\$ 107,551.74	\$ 0.00
\$ 0.00	\$ 0.00	\$ 0.00	\$ 0.00	\$ 0.00	\$ 0.00	\$ 0.00
\$ 0.00	\$ 0.00	\$ 0.00	\$ 0.00	\$ 0.00	\$ 0.00	\$ 0.00
\$ 0.00	\$ 0.00	\$ 0.00	\$ 0.00	\$ 0.00	\$ 0.00	\$ 0.00
\$ 0.00	\$ 0.00	\$ 107,551.74	\$ 0.00	\$ 0.00	\$ 107,551.74	\$ 0.00
\$ 0.00	\$ 0.00	\$ 0.00	\$ 0.00	\$ 0.00	\$ 0.00	\$ 0.00
\$ 0.00	\$ 0.00	\$ 0.00	\$ 0.00	\$ 0.00	\$ 0.00	\$ 0.00
\$ 0.00	\$ 0.00	\$ 337,658.53	\$ 230,106.79	\$ 0.00	\$ 107,551.74	\$ 230,106.79
\$ 0.00	\$ 0.00	\$ 0.00	\$ 0.00	\$ 0.00	\$ 0.00	\$ 0.00
\$ 0.00	\$ 0.00	\$ 0.00	\$ 0.00	\$ 0.00	\$ 0.00	\$ 0.00
\$ 0.00	\$ 0.00	\$ 337,658.53	\$ 230,106.79	\$ 0.00	\$ 107,551.74	\$ 230,106.79

	Estimate of Needs by Governing Board	Approved by County Excise Board
	\$ 394,078.14	\$ 394,078.14
	\$ 0.00	\$ 0.00
	\$ 0.00	\$ 0.00
	\$ 394,078.14	\$ 394,078.14

S.A. & I. Form 2661R06 Entity: Thomas-Fay-Custer Public Schools I-07, Custer

26-Aug-2016

CHILD NUTRITION FUND ACCOUNTS COVERING THE PERIOD JULY 1, 2015 TO JUNE 30, 2016  
ESTIMATE OF NEEDS FOR 2016-2017

EXHIBIT "D"

Page 27

Schedule 1, Current Balance Sheet - June 30, 2016	
	Amount
<b>ASSETS:</b>	
Cash Balance June 30, 2016	\$ 79,313.81
Investments	\$ 0.00
<b>TOTAL ASSETS</b>	<b>\$ 79,313.81</b>
<b>LIABILITIES AND RESERVES:</b>	
Warrants Outstanding	\$ 5,925.70
Reserve for Interest on Warrants	\$ 0.00
Reserves From Schedule 8	\$ 0.00
<b>TOTAL LIABILITIES AND RESERVES</b>	<b>\$ 5,925.70</b>
<b>CASH FUND BALANCE JUNE 30, 2016</b>	<b>\$ 73,388.11</b>
<b>TOTAL LIABILITIES, RESERVES AND CASH FUND BALANCE</b>	<b>\$ 79,313.81</b>

Schedule 5, Expenditures Child Nutrition Fund Cash Accounts of Current and all Prior Years	
CURRENT AND ALL PRIOR YEARS	2015-16
Cash Balance Reported to Excise Board 6-30-2015	\$ 0.00
Cash Fund Balance Transferred Out	
Cash Fund Balance Transferred In	\$ 47,557.78
Adjusted Cash Balance	\$ 47,557.78
Miscellaneous Revenue (Schedule 4)	\$ 238,085.70
Cash Fund Balance Forward From Preceding Year	\$ 0.00
Prior Expenditures Recovered	\$ 0.00
<b>TOTAL RECEIPTS</b>	<b>\$ 238,085.70</b>
<b>TOTAL RECEIPTS AND BALANCE</b>	<b>\$ 285,643.48</b>
Warrants Paid of Year in Caption	\$ 206,329.67
Interest Paid Thereon	\$ 0.00
Bank Fees and Cash Charges	\$ 0.00
<b>TOTAL DISBURSEMENTS</b>	<b>\$ 206,329.67</b>
<b>CASH BALANCE JUNE 30, 2016</b>	<b>\$ 79,313.81</b>
Reserve for Warrants Outstanding	\$ 5,925.70
Reserve for Interest on Warrants	\$ 0.00
Reserves From Schedule 8	\$ 0.00
<b>TOTAL LIABILITIES AND RESERVE</b>	<b>\$ 5,925.70</b>
<b>DEFICIT: (Red Figure)</b>	<b>\$ 0.00</b>
<b>CASH FUND BALANCE FORWARD TO SUCCEEDING YEAR</b>	<b>\$ 73,388.11</b>

Schedule 6, Child Nutrition Fund Warrant Account of Current and All Prior Years	
CURRENT AND ALL PRIOR YEARS	2015-16
Warrants Outstanding 6-30 of Year in Caption	
Warrants Registered During Year	\$ 212,255.37
<b>TOTAL</b>	<b>\$ 212,255.37</b>
Warrants Paid During Year	\$ 206,329.67
Warrants Converted to Bonds or Judgments	\$ 0.00
Warrants Cancelled	\$ 0.00
Warrants estopped by Statute	\$ 0.00
<b>TOTAL WARRANTS RETIRED</b>	<b>\$ 206,329.67</b>
<b>BALANCE WARRANTS OUTSTANDING JUNE 30, 2016</b>	<b>\$ 5,925.70</b>

CHILD NUTRITION FUND ACCOUNTS COVERING THE PERIOD JULY 1, 2015 TO JUNE 30, 2016  
ESTIMATE OF NEEDS FOR 2016-2017

EXHIBIT "D"

Page 28

Schedule 2, Revenue and Requirements - 2015-2016		
	Detail	Total
<b>REVENUE:</b>		
Cash Balance June 30, 2015	\$ 47,557.78	
Cash Fund Balance Transferred From Prior Years	\$ 0.00	
Miscellaneous Revenue Apportioned	\$ 238,085.70	
<b>TOTAL REVENUE</b>		<b>\$ 285,643.48</b>
<b>REQUIREMENTS:</b>		
Claims Paid by Warrants Issued & Transfer Fees Apportioned	\$ 212,255.37	
Reserves From Schedule 8	\$ 0.00	
Interest Paid on Warrants	\$ 0.00	
Bank Fees and Cash Charges	\$ 0.00	
Reserve for Interest on Warrants	\$ 0.00	
<b>TOTAL REQUIREMENTS</b>		<b>\$ 212,255.37</b>
ADD: Cash Fund Balance as Per Balance Sheet 6-30-2016		\$ 73,388.11
<b>TOTAL REQUIREMENTS AND CASH FUND BALANCE</b>		<b>\$ 285,643.48</b>

Schedule 5, (Continued)						
2014-15	2013-14	2012-13	2011-12	2010-11	2009-10	TOTAL
\$ 53,915.64	\$ 0.00	\$ 0.00	\$ 0.00	\$ 0.00	\$ 0.00	\$ 53,915.64
\$ 47,557.78	\$ 0.00	\$ 0.00	\$ 0.00	\$ 0.00	\$ 0.00	\$ 47,557.78
\$ 0.00	\$ 0.00	\$ 0.00	\$ 0.00	\$ 0.00	\$ 0.00	\$ 47,557.78
\$ 6,357.86	\$ 0.00	\$ 0.00	\$ 0.00	\$ 0.00	\$ 0.00	\$ 53,915.64
\$ 0.00	\$ 0.00	\$ 0.00	\$ 0.00	\$ 0.00	\$ 0.00	\$ 238,085.70
\$ 0.00	\$ 0.00	\$ 0.00	\$ 0.00	\$ 0.00	\$ 0.00	\$ 0.00
\$ 0.00	\$ 0.00	\$ 0.00	\$ 0.00	\$ 0.00	\$ 0.00	\$ 0.00
\$ 0.00	\$ 0.00	\$ 0.00	\$ 0.00	\$ 0.00	\$ 0.00	\$ 238,085.70
\$ 6,357.86	\$ 0.00	\$ 0.00	\$ 0.00	\$ 0.00	\$ 0.00	\$ 292,001.34
\$ 6,357.86	\$ 0.00	\$ 0.00	\$ 0.00	\$ 0.00	\$ 0.00	\$ 212,687.53
\$ 0.00	\$ 0.00	\$ 0.00	\$ 0.00	\$ 0.00	\$ 0.00	\$ 0.00
\$ 0.00	\$ 0.00	\$ 0.00	\$ 0.00	\$ 0.00	\$ 0.00	\$ 0.00
\$ 6,357.86	\$ 0.00	\$ 0.00	\$ 0.00	\$ 0.00	\$ 0.00	\$ 212,687.53
\$ 0.00	\$ 0.00	\$ 0.00	\$ 0.00	\$ 0.00	\$ 0.00	\$ 79,313.81
\$ 0.00	\$ 0.00	\$ 0.00	\$ 0.00	\$ 0.00	\$ 0.00	\$ 5,925.70
\$ 0.00	\$ 0.00	\$ 0.00	\$ 0.00	\$ 0.00	\$ 0.00	\$ 0.00
\$ 0.00	\$ 0.00	\$ 0.00	\$ 0.00	\$ 0.00	\$ 0.00	\$ 0.00
\$ 0.00	\$ 0.00	\$ 0.00	\$ 0.00	\$ 0.00	\$ 0.00	\$ 5,925.70
\$ 0.00	\$ 0.00	\$ 0.00	\$ 0.00	\$ 0.00	\$ 0.00	\$ 0.00
\$ 0.00	\$ 0.00	\$ 0.00	\$ 0.00	\$ 0.00	\$ 0.00	\$ 73,388.11

Schedule 6, (Continued)						
2014-15	2013-14	2012-13	2011-12	2010-11	2009-10	TOTAL
\$ 6,357.86	\$ 0.00	\$ 0.00	\$ 0.00	\$ 0.00	\$ 0.00	\$ 6,357.86
\$ 0.00	\$ 0.00	\$ 0.00	\$ 0.00	\$ 0.00	\$ 0.00	\$ 212,255.37
\$ 6,357.86	\$ 0.00	\$ 0.00	\$ 0.00	\$ 0.00	\$ 0.00	\$ 218,613.23
\$ 6,357.86	\$ 0.00	\$ 0.00	\$ 0.00	\$ 0.00	\$ 0.00	\$ 212,687.53
\$ 0.00	\$ 0.00	\$ 0.00	\$ 0.00	\$ 0.00	\$ 0.00	\$ 0.00
\$ 0.00	\$ 0.00	\$ 0.00	\$ 0.00	\$ 0.00	\$ 0.00	\$ 0.00
\$ 0.00	\$ 0.00	\$ 0.00	\$ 0.00	\$ 0.00	\$ 0.00	\$ 0.00
\$ 6,357.86	\$ 0.00	\$ 0.00	\$ 0.00	\$ 0.00	\$ 0.00	\$ 212,687.53
\$ 0.00	\$ 0.00	\$ 0.00	\$ 0.00	\$ 0.00	\$ 0.00	\$ 5,925.70



CHILD NUTRITION FUND ACCOUNTS COVERING THE PERIOD JULY 1, 2015 TO JUNE 30, 2016  
ESTIMATE OF NEEDS FOR 2016-2017

EXHIBIT "D"

Page 29

Schedule 4, Miscellaneous Revenue		
SOURCE	2015-16 ACCOUNT	
	AMOUNT ESTIMATED	ACTUALLY COLLECTED
<b>1000 DISTRICT SOURCES OF REVENUE:</b>		
1200 Tuition & Fees	\$ 0.00	\$ 0.00
1300 Earnings on Investments and Bond Sales	\$ 0.00	\$ 0.00
1400 Rental, Disposals and Commissions	\$ 0.00	\$ 0.00
1500 Reimbursements	\$ 0.00	\$ 0.00
1600 Other Local Sources of Revenue	\$ 0.00	\$ 0.00
1710 Students' Lunches	\$ 53,684.41	\$ 56,643.21
1720 Students' Breakfasts	\$ 0.00	\$ 0.00
1730 Adult Lunches/Breakfasts	\$ 5,761.08	\$ 6,729.40
1740 Extra Food/A La Carte/Extra Milk	\$ 0.00	\$ 0.00
1750 Special Milk Program	\$ 0.00	\$ 0.00
1760 Contract Lunches, Breakfasts, Milk and Supplements	\$ 0.00	\$ 0.00
1790 Other District Revenue (Child Nutrition Programs)	\$ 0.00	\$ 0.00
1700 Total Child Nutrition Programs	\$ 59,445.49	\$ 63,372.61
1800 Athletics	\$ 0.00	\$ 0.00
<b>TOTAL</b>	\$ 59,445.49	\$ 63,372.61
<b>2000 INTERMEDIATE SOURCES OF REVENUE:</b>		
2000 Intermediate Sources of Revenue	\$ 0.00	\$ 0.00
<b>TOTAL</b>	\$ 0.00	\$ 0.00
<b>3000 STATE SOURCES OF REVENUE:</b>		
3100 Total Dedicated Revenue	\$ 0.00	\$ 0.00
3200 Total State Aid - General Operations - Non-Categorical	\$ 22,531.68	\$ 23,190.72
3300 State Aid - Competitive Grants - Categorical	\$ 0.00	\$ 0.00
3400 State - Categorical	\$ 0.00	\$ 0.00
3500 Special Programs	\$ 0.00	\$ 0.00
3600 Other State Sources of Revenue	\$ 0.00	\$ 0.00
3710 State Reimbursement	\$ 0.00	\$ 0.00
3720 State Matching	\$ 3,328.18	\$ 2,696.79
3700 Total Child Nutrition Program	\$ 3,328.18	\$ 2,696.79
3800 State Vocational Programs - Multi-Source	\$ 0.00	\$ 0.00
<b>TOTAL</b>	\$ 25,859.86	\$ 25,887.51
<b>4000 FEDERAL SOURCES OF REVENUE:</b>		
4100 Grants-In-Aid Direct From The Federal Government	\$ 0.00	\$ 0.00
4200 Disadvantaged Students	\$ 0.00	\$ 0.00
4300 Individuals With Disabilities	\$ 0.00	\$ 0.00
4400 No Child Left Behind	\$ 0.00	\$ 0.00
4500 Grants-In-Aid Passed Through Other State/Intermediate Sources	\$ 0.00	\$ 0.00
4600 Other Federal Sources Passed Through State Dept Of Education	\$ 0.00	\$ 0.00
4710 Lunches	\$ 96,800.42	\$ 110,301.15
4720 Breakfasts	\$ 34,933.33	\$ 38,524.43
4730 Special Milk	\$ 0.00	\$ 0.00
4740 Summer Food Service Program	\$ 0.00	\$ 0.00
4750 Child and Adult Food Program	\$ 0.00	\$ 0.00
4700 Total Child Nutrition Programs	\$ 131,733.75	\$ 148,825.58
4800 Federal Vocational Education	\$ 0.00	\$ 0.00
<b>TOTAL</b>	\$ 131,733.75	\$ 148,825.58
<b>5000 NON-REVENUE RECEIPTS:</b>		
5100 Return of Assets	\$ 0.00	\$ 0.00
<b>TOTAL</b>	\$ 0.00	\$ 0.00
<b>GRAND TOTAL</b>	\$ 217,039.10	\$ 238,085.70

CHILD NUTRITION FUND ACCOUNTS COVERING THE PERIOD JULY 1, 2015 TO JUNE 30, 2016  
ESTIMATE OF NEEDS FOR 2016-2017

EXHIBIT "D"

Page 30

2015-16 ACCOUNT OVER (UNDER)	BASIS AND LIMIT OF ENSUING ESTIMATE	2016-17 ACCOUNT		
		CHARGEABLE INCOME	ESTIMATED BY GOVERNING BOARD	APPROVED BY EXCISE BOARD
\$ 0.00	0.00%	\$ 0.00	\$ 0.00	\$ 0.00
\$ 0.00	0.00%	\$ 0.00	\$ 0.00	\$ 0.00
\$ 0.00	0.00%	\$ 0.00	\$ 0.00	\$ 0.00
\$ 0.00	0.00%	\$ 0.00	\$ 0.00	\$ 0.00
\$ 0.00	0.00%	\$ 0.00	\$ 0.00	\$ 0.00
\$ 2,958.80	90.00%	\$ 0.00	\$ 50,978.89	\$ 50,978.89
\$ 0.00	0.00%	\$ 0.00	\$ 0.00	\$ 0.00
\$ 968.32	90.00%	\$ 0.00	\$ 6,056.46	\$ 6,056.46
\$ 0.00	0.00%	\$ 0.00	\$ 0.00	\$ 0.00
\$ 0.00	0.00%	\$ 0.00	\$ 0.00	\$ 0.00
\$ 0.00	0.00%	\$ 0.00	\$ 0.00	\$ 0.00
\$ 0.00	0.00%	\$ 0.00	\$ 0.00	\$ 0.00
\$ 3,927.12	90.00%	\$ 0.00	\$ 57,035.35	\$ 57,035.35
\$ 0.00	0.00%	\$ 0.00	\$ 0.00	\$ 0.00
\$ 3,927.12	90.00%	\$ 0.00	\$ 57,035.35	\$ 57,035.35
\$ 0.00	0.00%	\$ 0.00	\$ 0.00	\$ 0.00
\$ 0.00		\$ 0.00	\$ 0.00	\$ 0.00
\$ 0.00	0.00%	\$ 0.00	\$ 0.00	\$ 0.00
\$ 659.04	100.00%	\$ 0.00	\$ 23,190.72	\$ 23,190.72
\$ 0.00	0.00%	\$ 0.00	\$ 0.00	\$ 0.00
\$ 0.00	0.00%	\$ 0.00	\$ 0.00	\$ 0.00
\$ 0.00	0.00%	\$ 0.00	\$ 0.00	\$ 0.00
\$ 0.00	0.00%	\$ 0.00	\$ 0.00	\$ 0.00
\$ 0.00	0.00%	\$ 0.00	\$ 0.00	\$ 0.00
\$ (631.39)	90.00%	\$ 0.00	\$ 2,427.11	\$ 2,427.11
\$ (631.39)		\$ 0.00	\$ 2,427.11	\$ 2,427.11
\$ 0.00	0.00%	\$ 0.00	\$ 0.00	\$ 0.00
\$ 27.65		\$ 0.00	\$ 25,617.83	\$ 25,617.83
\$ 0.00	0.00%	\$ 0.00	\$ 0.00	\$ 0.00
\$ 0.00	0.00%	\$ 0.00	\$ 0.00	\$ 0.00
\$ 0.00	0.00%	\$ 0.00	\$ 0.00	\$ 0.00
\$ 0.00	0.00%	\$ 0.00	\$ 0.00	\$ 0.00
\$ 0.00	0.00%	\$ 0.00	\$ 0.00	\$ 0.00
\$ 0.00	0.00%	\$ 0.00	\$ 0.00	\$ 0.00
\$ 13,500.73	90.00%	\$ 0.00	\$ 99,271.04	\$ 99,271.04
\$ 3,591.10	90.00%	\$ 0.00	\$ 34,671.99	\$ 34,671.99
\$ 0.00	0.00%	\$ 0.00	\$ 0.00	\$ 0.00
\$ 0.00	0.00%	\$ 0.00	\$ 0.00	\$ 0.00
\$ 0.00	0.00%	\$ 0.00	\$ 0.00	\$ 0.00
\$ 17,091.83		\$ 0.00	\$ 133,943.02	\$ 133,943.02
\$ 0.00	0.00%	\$ 0.00	\$ 0.00	\$ 0.00
\$ 17,091.83		\$ 0.00	\$ 133,943.02	\$ 133,943.02
\$ 0.00	0.00%	\$ 0.00	\$ 0.00	\$ 0.00
\$ 0.00		\$ 0.00	\$ 0.00	\$ 0.00
\$ 21,046.60		\$ 0.00	\$ 216,596.20	\$ 216,596.20

CHILD NUTRITION FUND ACCOUNTS COVERING THE PERIOD JULY 1, 2015 TO JUNE 30, 2016  
ESTIMATE OF NEEDS FOR 2016-2017

EXHIBIT "D"

Page 31

Schedule 8, Report of Prior Year Expenditures				
APPROPRIATED ACCOUNTS	FISCAL YEAR ENDING JUNE 30, 2015			APPROPRIATIONS
	RESERVES 06-30-2015	WARRANTS SINCE ISSUED	BALANCE LAPSED APPROPRIATIONS	ORIGINAL
1000 INSTRUCTION	\$ 0.00	\$ 0.00	\$ 0.00	\$ 0.00
2000 SUPPORT SERVICES:				
2000 Support Services	\$ 0.00	\$ 0.00	\$ 0.00	\$ 0.00
TOTAL	\$ 0.00	\$ 0.00	\$ 0.00	\$ 0.00
3000 OPERATION OF NON-INSTRUCTION SERVICES:				
3110 Supervision of Child Nutrition Programs Operations	\$ 0.00	\$ 0.00	\$ 0.00	\$ 0.00
3120 Food Preparation & Dispensing Services	\$ 0.00	\$ 0.00	\$ 0.00	\$ 99,343.94
3130 Food and Supplies Delivery Services	\$ 0.00	\$ 0.00	\$ 0.00	\$ 0.00
3140 Other Direct/Related Child Nutrition Programs Services	\$ 0.00	\$ 0.00	\$ 0.00	\$ 13,526.78
3150 Food Procurement Services	\$ 0.00	\$ 0.00	\$ 0.00	\$ 99,363.40
3160 Non-Reimbursable Services	\$ 0.00	\$ 0.00	\$ 0.00	\$ 21.25
3180 Nutrition Education & Staff Development	\$ 0.00	\$ 0.00	\$ 0.00	\$ 0.00
3190 Other Child Nutrition Programs Operations	\$ 0.00	\$ 0.00	\$ 0.00	\$ 0.00
3100 Total Child Nutrition Programs Operations	\$ 0.00	\$ 0.00	\$ 0.00	\$ 212,255.37
3200 Other Enterprise Service Operations	\$ 0.00	\$ 0.00	\$ 0.00	\$ 0.00
3300 Community Services Operations	\$ 0.00	\$ 0.00	\$ 0.00	\$ 0.00
TOTAL	\$ 0.00	\$ 0.00	\$ 0.00	\$ 212,255.37
4000 FACILITIES ACQUISITION & CONSTRUCTION SERV.:				
4100 Supv. of Facilities Acquisition and Construction	\$ 0.00	\$ 0.00	\$ 0.00	\$ 0.00
4200 Site Acquisition Services	\$ 0.00	\$ 0.00	\$ 0.00	\$ 0.00
4300 Site Improvement Services	\$ 0.00	\$ 0.00	\$ 0.00	\$ 0.00
4400 Architecture and Engineering Services	\$ 0.00	\$ 0.00	\$ 0.00	\$ 0.00
4500 Educational Specifications Development Services	\$ 0.00	\$ 0.00	\$ 0.00	\$ 0.00
4600 Building Acquisition and Construction Services	\$ 0.00	\$ 0.00	\$ 0.00	\$ 0.00
4700 Building Improvement Services	\$ 0.00	\$ 0.00	\$ 0.00	\$ 0.00
4900 Other Facilities Acquisition and Const. Services	\$ 0.00	\$ 0.00	\$ 0.00	\$ 0.00
TOTAL	\$ 0.00	\$ 0.00	\$ 0.00	\$ 0.00
5000 OTHER OUTLAYS:				
5100 Debt Service	\$ 0.00	\$ 0.00	\$ 0.00	\$ 0.00
5200 Reimbursement(Child Nutrition Fund)	\$ 0.00	\$ 0.00	\$ 0.00	\$ 52,341.51
5300 Clearing Account	\$ 0.00	\$ 0.00	\$ 0.00	\$ 0.00
5400 Indirect Cost Entitlement	\$ 0.00	\$ 0.00	\$ 0.00	\$ 0.00
5500 Private Nonprofit Schools	\$ 0.00	\$ 0.00	\$ 0.00	\$ 0.00
5600 Correcting Entry	\$ 0.00	\$ 0.00	\$ 0.00	\$ 0.00
TOTAL	\$ 0.00	\$ 0.00	\$ 0.00	\$ 52,341.51
7000 OTHER USES	\$ 0.00	\$ 0.00	\$ 0.00	\$ 0.00
8000 REPAYMENTS	\$ 0.00	\$ 0.00	\$ 0.00	\$ 0.00
TOTAL CHILD NUTRITION FUND	\$ 0.00	\$ 0.00	\$ 0.00	\$ 264,596.88
Bank Fees and Cash Charges	\$ 0.00	\$ 0.00	\$ 0.00	\$ 0.00
Provision for Interest on Warrants	\$ 0.00	\$ 0.00	\$ 0.00	\$ 0.00
GRAND TOTAL	\$ 0.00	\$ 0.00	\$ 0.00	\$ 264,596.88

ESTIMATE OF NEEDS FOR THE FISCAL YEAR 2016-2017	
PURPOSE:	
Current Expense	
Interest	
Pro rata share of County Assessor's Budget by County Excise Board	
GRAND TOTAL - Home School	

CHILD NUTRITION FUND ACCOUNTS COVERING THE PERIOD JULY 1, 2015 TO JUNE 30, 2016  
ESTIMATE OF NEEDS FOR 2016-2017

EXHIBIT "D"

Page 32

FISCAL YEAR ENDING JUNE 30, 2016						FISCAL YEAR 2015-2016 EXPENDITURES FOR CURRENT EXPENSE PURPOSES
APPROPRIATIONS		NET AMOUNT	WARRANTS ISSUED	RESERVES	LAPSED BALANCE KNOWN TO BE UNENCUMBERED	
SUPPLEMENTAL ADJUSTMENTS						
ADDED	CANCELLED					
\$ 0.00	\$ 0.00	\$ 0.00	\$ 0.00	\$ 0.00	\$ 0.00	\$ 0.00
\$ 0.00	\$ 0.00	\$ 0.00	\$ 0.00	\$ 0.00	\$ 0.00	\$ 0.00
\$ 0.00	\$ 0.00	\$ 0.00	\$ 0.00	\$ 0.00	\$ 0.00	\$ 0.00
\$ 0.00	\$ 0.00	\$ 0.00	\$ 0.00	\$ 0.00	\$ 0.00	\$ 0.00
\$ 0.00	\$ 0.00	\$ 99,343.94	\$ 99,343.94	\$ 0.00	\$ 0.00	\$ 99,343.94
\$ 0.00	\$ 0.00	\$ 0.00	\$ 0.00	\$ 0.00	\$ 0.00	\$ 0.00
\$ 0.00	\$ 0.00	\$ 13,526.78	\$ 13,526.78	\$ 0.00	\$ 0.00	\$ 13,526.78
\$ 0.00	\$ 0.00	\$ 99,363.40	\$ 99,363.40	\$ 0.00	\$ 0.00	\$ 99,363.40
\$ 0.00	\$ 0.00	\$ 21.25	\$ 21.25	\$ 0.00	\$ 0.00	\$ 21.25
\$ 0.00	\$ 0.00	\$ 0.00	\$ 0.00	\$ 0.00	\$ 0.00	\$ 0.00
\$ 0.00	\$ 0.00	\$ 0.00	\$ 0.00	\$ 0.00	\$ 0.00	\$ 0.00
\$ 0.00	\$ 0.00	\$ 212,255.37	\$ 212,255.37	\$ 0.00	\$ 0.00	\$ 212,255.37
\$ 0.00	\$ 0.00	\$ 0.00	\$ 0.00	\$ 0.00	\$ 0.00	\$ 0.00
\$ 0.00	\$ 0.00	\$ 0.00	\$ 0.00	\$ 0.00	\$ 0.00	\$ 0.00
\$ 0.00	\$ 0.00	\$ 212,255.37	\$ 212,255.37	\$ 0.00	\$ 0.00	\$ 212,255.37
\$ 0.00	\$ 0.00	\$ 0.00	\$ 0.00	\$ 0.00	\$ 0.00	\$ 0.00
\$ 0.00	\$ 0.00	\$ 0.00	\$ 0.00	\$ 0.00	\$ 0.00	\$ 0.00
\$ 0.00	\$ 0.00	\$ 0.00	\$ 0.00	\$ 0.00	\$ 0.00	\$ 0.00
\$ 0.00	\$ 0.00	\$ 0.00	\$ 0.00	\$ 0.00	\$ 0.00	\$ 0.00
\$ 0.00	\$ 0.00	\$ 0.00	\$ 0.00	\$ 0.00	\$ 0.00	\$ 0.00
\$ 0.00	\$ 0.00	\$ 0.00	\$ 0.00	\$ 0.00	\$ 0.00	\$ 0.00
\$ 0.00	\$ 0.00	\$ 0.00	\$ 0.00	\$ 0.00	\$ 0.00	\$ 0.00
\$ 0.00	\$ 0.00	\$ 0.00	\$ 0.00	\$ 0.00	\$ 0.00	\$ 0.00
\$ 0.00	\$ 0.00	\$ 0.00	\$ 0.00	\$ 0.00	\$ 0.00	\$ 0.00
\$ 0.00	\$ 0.00	\$ 0.00	\$ 0.00	\$ 0.00	\$ 0.00	\$ 0.00
\$ 0.00	\$ 0.00	\$ 0.00	\$ 0.00	\$ 0.00	\$ 0.00	\$ 0.00
\$ 0.00	\$ 0.00	\$ 0.00	\$ 0.00	\$ 0.00	\$ 0.00	\$ 0.00
\$ 0.00	\$ 0.00	\$ 0.00	\$ 0.00	\$ 0.00	\$ 0.00	\$ 0.00
\$ 0.00	\$ 0.00	\$ 0.00	\$ 0.00	\$ 0.00	\$ 0.00	\$ 0.00
\$ 0.00	\$ 0.00	\$ 52,341.51	\$ 0.00	\$ 0.00	\$ 52,341.51	\$ 0.00
\$ 0.00	\$ 0.00	\$ 0.00	\$ 0.00	\$ 0.00	\$ 0.00	\$ 0.00
\$ 0.00	\$ 0.00	\$ 0.00	\$ 0.00	\$ 0.00	\$ 0.00	\$ 0.00
\$ 0.00	\$ 0.00	\$ 0.00	\$ 0.00	\$ 0.00	\$ 0.00	\$ 0.00
\$ 0.00	\$ 0.00	\$ 0.00	\$ 0.00	\$ 0.00	\$ 0.00	\$ 0.00
\$ 0.00	\$ 0.00	\$ 52,341.51	\$ 0.00	\$ 0.00	\$ 52,341.51	\$ 0.00
\$ 0.00	\$ 0.00	\$ 0.00	\$ 0.00	\$ 0.00	\$ 0.00	\$ 0.00
\$ 0.00	\$ 0.00	\$ 0.00	\$ 0.00	\$ 0.00	\$ 0.00	\$ 0.00
\$ 0.00	\$ 0.00	\$ 264,596.88	\$ 212,255.37	\$ 0.00	\$ 52,341.51	\$ 212,255.37
\$ 0.00	\$ 0.00	\$ 0.00	\$ 0.00	\$ 0.00	\$ 0.00	\$ 0.00
\$ 0.00	\$ 0.00	\$ 0.00	\$ 0.00	\$ 0.00	\$ 0.00	\$ 0.00
\$ 0.00	\$ 0.00	\$ 264,596.88	\$ 212,255.37	\$ 0.00	\$ 52,341.51	\$ 212,255.37

	Estimate of Needs by Governing Board	Approved by County Excise Board
	\$ 289,984.31	\$ 289,984.31
	\$ 0.00	\$ 0.00
	\$ 0.00	\$ 0.00
	\$ 289,984.31	\$ 289,984.31

CHILD NUTRITION FUND ACCOUNTS COVERING THE PERIOD JULY 1, 2015 TO JUNE 30, 2016  
ESTIMATE OF NEEDS FOR 2016-2017

EXHIBIT "D"

Page 33

Schedule 9, Child Nutrition Fund Investments						
INVESTED IN	Investments On Hand June 30, 2015	Since Purchased	Liquidations		Barred by Court Order	Investments On Hand June 30, 2016
			By Collection Of Cost	Amortized Premium		
	\$0.00	\$0.00	\$0.00	\$0.00	\$0.00	\$0.00
						0.00
						0.00
						0.00
						0.00
						0.00
						0.00
						0.00
						0.00
						0.00
<b>TOTAL INVEST</b>	<b>\$0.00</b>	<b>\$0.00</b>	<b>\$0.00</b>	<b>\$0.00</b>	<b>\$0.00</b>	<b>\$0.00</b>

SINKING FUND ACCOUNTS COVERING THE PERIOD JULY 1, 2015 TO JUNE 30, 2016  
ESTIMATE OF NEEDS FOR 2016-2017

EXHIBIT "E"

Page 34-A

Schedule 1, Detail of Bond and Coupon Indebtedness as of June 30, 2016 - Not Affecting Homesteads (New)					
<b>PURPOSE OF BOND ISSUE:</b>					2012 Transportation Bonds
Date Of Issue					07/01/12
Date Of Sale By Delivery					07/01/12
<b>HOW AND WHEN BONDS MATURE:</b>					
Uniform Maturities:					
Date Maturity Begins					07/01/14
Amount Of Each Uniform Maturity					\$ 150,000.00
Final Maturity Otherwise:					
Date of Final Maturity					07/01/17
Amount of Final Maturity					\$ 550,000.00
<b>AMOUNT OF ORIGINAL ISSUE</b>					<b>\$ 550,000.00</b>
Cancelled, In Judgement Or Delayed For Final Levy Year					\$ 0.00
<b>Basis of Accruals Contemplated on Net Collections or Better in Anticipation:</b>					
Bond Issues Accruing By Tax Levy					\$ 550,000.00
Years To Run					4
Normal Annual Accrual					\$ 137,500.00
Tax Years Run					3
Accrual Liability To Date					\$ 412,500.00
<b>Deductions From Total Accruals:</b>					
Bonds Paid Prior To 6-30-2015					\$ 250,000.00
Bonds Paid During 2015-2016					\$ 150,000.00
Matured Bonds Unpaid					\$ 0.00
Balance Of Accrual Liability					\$ 12,500.00
<b>TOTAL BONDS OUTSTANDING 6-30-2016:</b>					
Matured					\$ 0.00
Unmatured					\$ 150,000.00
<b>Coupon Computation:</b>					
	Coupon Date	Unmatured Amount	% Int.	Months	Interest Amount
Bonds and Coupons	07/01/17	\$ 150,000.00	1.050%	12 Mo.	\$ 1,575.00
Bonds and Coupons				Mo.	\$ 0.00
Bonds and Coupons				Mo.	\$ 0.00
Bonds and Coupons				Mo.	\$ 0.00
Bonds and Coupons				Mo.	\$ 0.00
Bonds and Coupons				Mo.	\$ 0.00
Bonds and Coupons				Mo.	\$ 0.00
Bonds and Coupons				Mo.	\$ 0.00
Bonds and Coupons				Mo.	\$ 0.00
Bonds and Coupons				Mo.	\$ 0.00
<b>Requirement for Interest Earnings After Last Tax-Levy Year:</b>					
Terminal Interest To Accrue					\$ 0.00
Years To Run					0
Accrue Each Year					\$ 0.00
Tax Years Run					0
Total Accrual To Date					\$ 0.00
Current Interest Earned Through 2016-2017					\$ 1,575.00
Total Interest To Levy For 2016-2017					\$ 1,575.00
<b>INTEREST COUPON ACCOUNT:</b>					
Interest Earned But Unpaid 6-30-2015:					
Matured					\$ 0.00
Unmatured					\$ 0.00
Interest Earnings 2015-2016					\$ 3,225.00
Coupons Paid Through 2015-2016					\$ 3,225.00
Interest Earned But Unpaid 6-30-2016:					
Matured					\$ 0.00
Unmatured					\$ 0.00

SINKING FUND ACCOUNTS COVERING THE PERIOD JULY 1, 2015 TO JUNE 30, 2016  
ESTIMATE OF NEEDS FOR 2016-2017

EXHIBIT "E"

Page 34-B

Schedule 1, Detail of Bond and Coupon Indebtedness as of June 30, 2016 - Not Affecting Homesteads (New)					
<b>PURPOSE OF BOND ISSUE:</b>					2013 Building Bonds
Date Of Issue					08/01/13
Date Of Sale By Delivery					08/01/13
<b>HOW AND WHEN BONDS MATURE:</b>					
Uniform Maturities:					
Date Maturity Begins					08/01/15
Amount Of Each Uniform Maturity					\$ 550,000.00
Final Maturity Otherwise:					
Date of Final Maturity					08/01/15
Amount of Final Maturity					\$ 550,000.00
<b>AMOUNT OF ORIGINAL ISSUE</b>					<b>\$ 550,000.00</b>
Cancelled, In Judgement Or Delayed For Final Levy Year					\$ 0.00
<b>Basis of Accruals Contemplated on Net Collections or Better in Anticipation:</b>					
Bond Issues Accruing By Tax Levy					\$ 550,000.00
Years To Run					1
Normal Annual Accrual					\$ 0.00
Tax Years Run					1
Accrual Liability To Date					\$ 550,000.00
Deductions From Total Accruals:					
Bonds Paid Prior To 6-30-2015					\$ 0.00
Bonds Paid During 2015-2016					\$ 550,000.00
Matured Bonds Unpaid					\$ 0.00
<b>Balance Of Accrual Liability</b>					<b>\$ 0.00</b>
<b>TOTAL BONDS OUTSTANDING 6-30-2016:</b>					
Matured					\$ 0.00
Unmatured					\$ 0.00
<b>Coupon Computation:</b>					
	Coupon Date	Unmatured Amount	% Int.	Months	Interest Amount
Bonds and Coupons				Mo.	\$ 0.00
Bonds and Coupons				Mo.	\$ 0.00
Bonds and Coupons				Mo.	\$ 0.00
Bonds and Coupons				Mo.	\$ 0.00
Bonds and Coupons				Mo.	\$ 0.00
Bonds and Coupons				Mo.	\$ 0.00
Bonds and Coupons				Mo.	\$ 0.00
Bonds and Coupons				Mo.	\$ 0.00
Bonds and Coupons				Mo.	\$ 0.00
Bonds and Coupons				Mo.	\$ 0.00
<b>Requirement for Interest Earnings After Last Tax-Levy Year:</b>					
Terminal Interest To Accrue					\$ 0.00
Years To Run					0
Accrue Each Year					\$ 0.00
Tax Years Run					0
Total Accrual To Date					\$ 0.00
Current Interest Earned Through 2016-2017					\$ 0.00
Total Interest To Levy For 2016-2017					\$ 0.00
<b>INTEREST COUPON ACCOUNT:</b>					
Interest Earned But Unpaid 6-30-2015:					
Matured					\$ 0.00
Unmatured					\$ 1,925.00
Interest Earnings 2015-2016					\$ 0.00
Coupons Paid Through 2015-2016					\$ 1,925.00
Interest Earned But Unpaid 6-30-2016:					
Matured					\$ 0.00
Unmatured					\$ 0.00

SINKING FUND ACCOUNTS COVERING THE PERIOD JULY 1, 2015 TO JUNE 30, 2016  
ESTIMATE OF NEEDS FOR 2016-2017

EXHIBIT "E"

Page 34-C

Schedule 1, Detail of Bond and Coupon Indebtedness as of June 30, 2016 - Not Affecting Homesteads (New)					
<b>PURPOSE OF BOND ISSUE:</b>					2014 Building Bonds
Date Of Issue					07/01/14
Date Of Sale By Delivery					07/01/14
<b>HOW AND WHEN BONDS MATURE:</b>					
Uniform Maturities:					
Date Maturity Begins					07/01/16
Amount Of Each Uniform Maturity					\$ 550,000.00
Final Maturity Otherwise:					
Date of Final Maturity					07/01/16
Amount of Final Maturity					\$ 550,000.00
<b>AMOUNT OF ORIGINAL ISSUE</b>					<b>\$ 550,000.00</b>
Cancelled, In Judgement Or Delayed For Final Levy Year					\$ 0.00
<b>Basis of Accruals Contemplated on Net Collections or Better in Anticipation:</b>					
Bond Issues Accruing By Tax Levy					\$ 550,000.00
Years To Run					1
Normal Annual Accrual					\$ 0.00
Tax Years Run					1
Accrual Liability To Date					\$ 550,000.00
<b>Deductions From Total Accruals:</b>					
Bonds Paid Prior To 6-30-2015					\$ 0.00
Bonds Paid During 2015-2016					\$ 550,000.00
Matured Bonds Unpaid					\$ 0.00
Balance Of Accrual Liability					\$ 0.00
<b>TOTAL BONDS OUTSTANDING 6-30-2016:</b>					
Matured					\$ 0.00
Unmatured					\$ 0.00
<b>Coupon Computation:</b>					
	Coupon Date	Unmatured Amount	% Int.	Months	Interest Amount
Bonds and Coupons		\$ 0.00	0.000%	0 Mo.	\$ 0.00
Bonds and Coupons				Mo.	\$ 0.00
Bonds and Coupons				Mo.	\$ 0.00
Bonds and Coupons				Mo.	\$ 0.00
Bonds and Coupons				Mo.	\$ 0.00
Bonds and Coupons				Mo.	\$ 0.00
Bonds and Coupons				Mo.	\$ 0.00
Bonds and Coupons				Mo.	\$ 0.00
Bonds and Coupons				Mo.	\$ 0.00
Bonds and Coupons				Mo.	\$ 0.00
<b>Requirement for Interest Earnings After Last Tax-Levy Year:</b>					
Terminal Interest To Accrue					\$ 0.00
Years To Run					0
Accrue Each Year					\$ 0.00
Tax Years Run					0
Total Accrual To Date					\$ 0.00
Current Interest Earned Through 2016-2017					\$ 0.00
Total Interest To Levy For 2016-2017					\$ 0.00
<b>INTEREST COUPON ACCOUNT:</b>					
Interest Earned But Unpaid 6-30-2015:					
Matured					\$ 0.00
Unmatured					\$ 0.00
Interest Earnings 2015-2016					\$ 11,000.00
Coupons Paid Through 2015-2016					\$ 11,000.00
Interest Earned But Unpaid 6-30-2016:					
Matured					\$ 0.00
Unmatured					\$ 0.00



SINKING FUND ACCOUNTS COVERING THE PERIOD JULY 1, 2015 TO JUNE 30, 2016  
ESTIMATE OF NEEDS FOR 2016-2017

EXHIBIT "E"

Page 34-D

Schedule 1, Detail of Bond and Coupon Indebtedness as of June 30, 2016 - Not Affecting Homesteads (New)					
<b>PURPOSE OF BOND ISSUE:</b>					15 Building Bond
Date Of Issue					07/01/15
Date Of Sale By Delivery					07/01/15
<b>HOW AND WHEN BONDS MATURE:</b>					
Uniform Maturities:					
Date Maturity Begins					07/01/17
Amount Of Each Uniform Maturity					\$ 550,000.00
Final Maturity Otherwise:					
Date of Final Maturity					07/01/17
Amount of Final Maturity					\$ 550,000.00
<b>AMOUNT OF ORIGINAL ISSUE</b>					<b>\$ 550,000.00</b>
Cancelled, In Judgement Or Delayed For Final Levy Year					\$ 0.00
<b>Basis of Accruals Contemplated on Net Collections or Better in Anticipation:</b>					
Bond Issues Accruing By Tax Levy					\$ 550,000.00
Years To Run					1
Normal Annual Accrual					\$ 550,000.00
Tax Years Run					0
Accrual Liability To Date					\$ 0.00
<b>Deductions From Total Accruals:</b>					
Bonds Paid Prior To 6-30-2015					\$ 0.00
Bonds Paid During 2015-2016					\$ 0.00
Matured Bonds Unpaid					\$ 0.00
Balance Of Accrual Liability					\$ 0.00
<b>TOTAL BONDS OUTSTANDING 6-30-2016:</b>					
Matured					\$ 0.00
Unmatured					\$ 550,000.00
<b>Coupon Computation:</b>					
	Coupon Date	Unmatured Amount	% Int.	Months	Interest Amount
Bonds and Coupons	07/01/16	\$ 550,000.00	1.000%	24 Mo.	\$ 11,000.00
Bonds and Coupons				Mo.	\$ 0.00
Bonds and Coupons				Mo.	\$ 0.00
Bonds and Coupons				Mo.	\$ 0.00
Bonds and Coupons				Mo.	\$ 0.00
Bonds and Coupons				Mo.	\$ 0.00
Bonds and Coupons				Mo.	\$ 0.00
Bonds and Coupons				Mo.	\$ 0.00
Bonds and Coupons				Mo.	\$ 0.00
Bonds and Coupons				Mo.	\$ 0.00
<b>Requirement for Interest Earnings After Last Tax-Levy Year:</b>					
Terminal Interest To Accrue					\$ 0.00
Years To Run					0
Accrue Each Year					\$ 0.00
Tax Years Run					0
Total Accrual To Date					\$ 0.00
Current Interest Earned Through 2016-2017					\$ 11,000.00
Total Interest To Levy For 2016-2017					\$ 11,000.00
<b>INTEREST COUPON ACCOUNT:</b>					
Interest Earned But Unpaid 6-30-2015:					
Matured					\$ 0.00
Unmatured					\$ 0.00
Interest Earnings 2015-2016					\$ 0.00
Coupons Paid Through 2015-2016					\$ 0.00
Interest Earned But Unpaid 6-30-2016:					
Matured					\$ 0.00
Unmatured					\$ 0.00



SINKING FUND ACCOUNTS COVERING THE PERIOD JULY 1, 2015 TO JUNE 30, 2016  
ESTIMATE OF NEEDS FOR 2016-2017

EXHIBIT "E"

Page 35

Schedule 1, Detail of Bond and Coupon Indebtedness as of June 30, 2016 - Not Affecting Homesteads (New)	
PURPOSE OF BOND ISSUE:	Total All Bonds
<b>HOW AND WHEN BONDS MATURE:</b>	
Uniform Maturities:	
Amount Of Each Uniform Maturity	\$ 2,350,000.00
Final Maturity Otherwise:	
Amount of Final Maturity	\$ 2,750,000.00
<b>AMOUNT OF ORIGINAL ISSUE</b>	<b>\$ 2,750,000.00</b>
Cancelled, In Judgement Or Delayed For Final Levy Year	\$ 0.00
<b>Basis of Accruals Contemplated on Net Collections or Better in Anticipation:</b>	
Bond Issues Accruing By Tax Levy	\$ 2,750,000.00
Normal Annual Accrual	\$ 687,500.00
Accrual Liability To Date	\$ 1,512,500.00
<b>Deductions From Total Accruals:</b>	
Bonds Paid Prior To 6-30-2015	\$ 250,000.00
Bonds Paid During 2015-2016	\$ 1,250,000.00
Matured Bonds Unpaid	\$ 0.00
Balance Of Accrual Liability	\$ 12,500.00
<b>TOTAL BONDS OUTSTANDING 6-30-2016:</b>	
Matured	\$ 0.00
Unmatured	\$ 1,250,000.00
<b>Requirement for Interest Earnings After Last Tax-Levy Year:</b>	
Terminal Interest To Accrue	\$ 5,500.00
Accrue Each Year	\$ 2,750.00
Total Accrual To Date	\$ 0.00
Current Interest Earned Through 2016-2017	\$ 23,575.00
Total Interest To Levy For 2016-2017	\$ 26,325.00
<b>INTEREST COUPON ACCOUNT:</b>	
<b>Interest Earned But Unpaid 6-30-2015:</b>	
Matured	\$ 0.00
Unmatured	\$ 1,925.00
Interest Earnings 2015-2016	\$ 14,225.00
Coupons Paid Through 2015-2016	\$ 16,150.00
<b>Interest Earned But Unpaid 6-30-2016:</b>	
Matured	\$ 0.00
Unmatured	\$ 0.00

SINKING FUND ACCOUNTS COVERING THE PERIOD JULY 1, 2015 TO JUNE 30, 2016  
ESTIMATE OF NEEDS FOR 2016-2017

EXHIBIT "E"

Schedule 2, Detail of Judgment Indebtedness as of June 30, 2016 - Not Affecting Homesteads (New)				
Judgments For Indebtedness Originally Incurred After January 8, 1937. (New)				
IN FAVOR OF				
BY WHOM OWNED				
PURPOSE OF JUDGMENT				
Case Number				
NAME OF COURT				
Date of Judgment				
Principal Amount of Judgment	\$ 0.00	\$ 0.00	\$ 0.00	\$ 0.00
Interest Rate Assigned by Court	0.00%	0.00%	0.00%	0.00%
Tax Levies Made	0	0	0	0
Principal Amount Provided for to June 30, 2015	\$ 0.00	\$ 0.00	\$ 0.00	\$ 0.00
Principal Amount Provided for in 2015-2016	\$ 0.00	\$ 0.00	\$ 0.00	\$ 0.00
<b>PRINCIPAL AMOUNT NOT PROVIDED FOR</b>	<b>\$ 0.00</b>	<b>\$ 0.00</b>	<b>\$ 0.00</b>	<b>\$ 0.00</b>
<b>AMOUNT TO PROVIDE BY TAX LEVY FISCAL YEAR 2016-2017</b>				
Principal 1/3	\$ 0.00	\$ 0.00	\$ 0.00	\$ 0.00
Interest	\$ 0.00	\$ 0.00	\$ 0.00	\$ 0.00
<b>FOR ALL JUDGMENTS REPORTED LEVIED FOR BUT UNPAID JUDGMENT OBLIGATIONS OUTSTANDING JUNE 30, 2015</b>				
Principal	\$ 0.00	\$ 0.00	\$ 0.00	\$ 0.00
Interest	\$ 0.00	\$ 0.00	\$ 0.00	\$ 0.00
<b>JUDGMENT OBLIGATIONS SINCE LEVIED FOR:</b>				
Principal	\$ 0.00	\$ 0.00	\$ 0.00	\$ 0.00
Interest	\$ 0.00	\$ 0.00	\$ 0.00	\$ 0.00
<b>JUDGMENT OBLIGATIONS SINCE PAID:</b>				
Principal	\$ 0.00	\$ 0.00	\$ 0.00	\$ 0.00
Interest	\$ 0.00	\$ 0.00	\$ 0.00	\$ 0.00
<b>LEVIED BUT UNPAID JUDGMENT OBLIGATIONS OUTSTANDING JUNE 30, 2016</b>				
Principal	\$ 0.00	\$ 0.00	\$ 0.00	\$ 0.00
Interest	\$ 0.00	\$ 0.00	\$ 0.00	\$ 0.00
Total	\$ 0.00	\$ 0.00	\$ 0.00	\$ 0.00

Schedule 3, Prepaid Judgments as of June 30, 2016				
Prepaid Judgments On Indebtedness Originating After January 8, 1937				
NAME OF JUDGMENT				
CASE NUMBER				
NAME OF COURT				
Principal Amount of Judgment	\$ 0.00	\$ 0.00	\$ 0.00	\$ 0.00
Tax Levies Made	0	0	0	0
Unreimbursed Balance At June 30, 2015	\$ 0.00	\$ 0.00	\$ 0.00	\$ 0.00
Reimbursement By 2015-2016 Tax Levy	\$ 0.00	\$ 0.00	\$ 0.00	\$ 0.00
Annual Accrual On Prepaid Judgments	\$ 0.00	\$ 0.00	\$ 0.00	\$ 0.00
Stricken By Court Order	\$ 0.00	\$ 0.00	\$ 0.00	\$ 0.00
Asset Balance	\$ 0.00	\$ 0.00	\$ 0.00	\$ 0.00

SINKING FUND ACCOUNTS COVERING THE PERIOD JULY 1, 2015 TO JUNE 30, 2016  
ESTIMATE OF NEEDS FOR 2016-2017

EXHIBIT "E"

Page 37

Schedule 2, Detail of Judgment Indebtedness as of June 30, 2016 - Not Affecting Homesteads (New)							TOTAL ALL JUDGMENTS
Judgments For Indebtedness Originally Incurred After January 8, 1937. (New)							
\$ 0.00	\$ 0.00	\$ 0.00	\$ 0.00	\$ 0.00	\$ 0.00	\$ 0.00	\$ 0.00
0.00%	0.00%	0.00%	0.00%	0.00%	0.00%	0.00%	
0	0	0	0	0	0	0	
\$ 0.00	\$ 0.00	\$ 0.00	\$ 0.00	\$ 0.00	\$ 0.00	\$ 0.00	\$ 0.00
\$ 0.00	\$ 0.00	\$ 0.00	\$ 0.00	\$ 0.00	\$ 0.00	\$ 0.00	\$ 0.00
\$ 0.00	\$ 0.00	\$ 0.00	\$ 0.00	\$ 0.00	\$ 0.00	\$ 0.00	\$ 0.00
\$ 0.00	\$ 0.00	\$ 0.00	\$ 0.00	\$ 0.00	\$ 0.00	\$ 0.00	\$ 0.00
\$ 0.00	\$ 0.00	\$ 0.00	\$ 0.00	\$ 0.00	\$ 0.00	\$ 0.00	\$ 0.00
\$ 0.00	\$ 0.00	\$ 0.00	\$ 0.00	\$ 0.00	\$ 0.00	\$ 0.00	\$ 0.00
\$ 0.00	\$ 0.00	\$ 0.00	\$ 0.00	\$ 0.00	\$ 0.00	\$ 0.00	\$ 0.00
\$ 0.00	\$ 0.00	\$ 0.00	\$ 0.00	\$ 0.00	\$ 0.00	\$ 0.00	\$ 0.00
\$ 0.00	\$ 0.00	\$ 0.00	\$ 0.00	\$ 0.00	\$ 0.00	\$ 0.00	\$ 0.00
\$ 0.00	\$ 0.00	\$ 0.00	\$ 0.00	\$ 0.00	\$ 0.00	\$ 0.00	\$ 0.00
\$ 0.00	\$ 0.00	\$ 0.00	\$ 0.00	\$ 0.00	\$ 0.00	\$ 0.00	\$ 0.00
\$ 0.00	\$ 0.00	\$ 0.00	\$ 0.00	\$ 0.00	\$ 0.00	\$ 0.00	\$ 0.00

							TOTAL ALL PREPAID JUDGMENTS
\$ 0.00	\$ 0.00	\$ 0.00	\$ 0.00	\$ 0.00	\$ 0.00	\$ 0.00	\$ 0.00
0	0	0	0	0	0	0	
\$ 0.00	\$ 0.00	\$ 0.00	\$ 0.00	\$ 0.00	\$ 0.00	\$ 0.00	\$ 0.00
\$ 0.00	\$ 0.00	\$ 0.00	\$ 0.00	\$ 0.00	\$ 0.00	\$ 0.00	\$ 0.00
\$ 0.00	\$ 0.00	\$ 0.00	\$ 0.00	\$ 0.00	\$ 0.00	\$ 0.00	\$ 0.00
\$ 0.00	\$ 0.00	\$ 0.00	\$ 0.00	\$ 0.00	\$ 0.00	\$ 0.00	\$ 0.00
\$ 0.00	\$ 0.00	\$ 0.00	\$ 0.00	\$ 0.00	\$ 0.00	\$ 0.00	\$ 0.00

SINKING FUND ACCOUNTS COVERING THE PERIOD JULY 1, 2015 TO JUNE 30, 2016  
ESTIMATE OF NEEDS FOR 2016-2017

EXHIBIT "E"

Page 38

Schedule 4, Sinking Fund Cash Statement		
	SINKING FUND	
	Detail	Extension
Revenue Receipts and Disbursements		
Cash on Hand June 30, 2015		\$ 607,750.06
Investments Since Liquidated	\$ 0.00	
<b>COLLECTED AND APPORTIONED:</b>		
Contributions From Other Districts	\$ 0.00	
2014 and Prior Ad Valorem Tax	\$ 7,052.58	
2015 Ad Valorem Tax	\$ 691,414.38	
Miscellaneous Receipts	\$ 6,831.50	
<b>TOTAL RECEIPTS</b>		<b>\$ 705,298.46</b>
<b>TOTAL RECEIPTS AND BALANCE</b>		<b>\$ 1,313,048.52</b>
<b>DISBURSEMENTS:</b>		
Coupons Paid	\$ 16,150.00	
Interest Paid on Past-Due Coupons	\$ 0.00	
Bonds Paid	\$ 1,250,000.00	
Interest Paid on Past-Due Bonds	\$ 0.00	
Commission Paid to Fiscal Agency	\$ 0.00	
Judgments Paid	\$ 0.00	
Interest Paid on Such Judgments	\$ 0.00	
Investments Purchased	\$ 0.00	
Judgments Paid Under 62 O.S. 1981, Sect 435	\$ 0.00	
<b>TOTAL DISBURSEMENTS</b>		<b>\$1,266,150.00</b>
<b>CASH BALANCE ON HAND JUNE 30, 2016</b>		<b>\$46,898.52</b>

Schedule 5, Sinking Fund Balance Sheet		
	SINKING FUND	
	Detail	Extension
Cash Balance on Hand June 30, 2016		\$ 46,898.52
Legal Investments Properly Maturing	\$ 0.00	
Judgments Paid to Recover by Tax Levy	\$ 0.00	
<b>TOTAL LIQUID ASSETS</b>		<b>\$ 46,898.52</b>
<b>DEDUCT MATURED INDEBTEDNESS:</b>		
a. Past-Due Coupons	\$ 0.00	
b. Interest Accrued Thereon	\$ 0.00	
c. Past-Due Bonds	\$ 0.00	
d. Interest Thereon After Last Coupon	\$ 0.00	
e. Fiscal Agent Commission On Above	\$ 0.00	
f. Judgements and Interest Levied for But Unpaid	\$ 0.00	
<b>TOTAL Items a. Through f. (To Extension Column)</b>		<b>\$ 0.00</b>
<b>BALANCE OF ASSETS SUBJECT TO ACCRUALS</b>		<b>\$ 46,898.52</b>
<b>DEDUCT ACCRUAL RESERVES IF ASSETS SUFFICIENT:</b>		
g. Earned Unmatured Interest	\$ 0.00	
h. Accrual on Final Coupons	\$ 0.00	
i. Accrued on Unmatured Bonds	\$ 12,500.00	
<b>TOTAL Items g. Through i. (To Extension Column)</b>		<b>\$ 12,500.00</b>
<b>EXCESS OF ASSETS OVER ACCRUAL RESERVES</b>		<b>\$ 34,398.52</b>

SINKING FUND ACCOUNTS COVERING THE PERIOD JULY 1, 2015 TO JUNE 30, 2016  
ESTIMATE OF NEEDS FOR 2016-2017

EXHIBIT "E"

Page 39

Schedule 6, Estimate of Sinking Fund Needs		
	SINKING FUND	
	Computed By Governing Board	Provided By Excise Board
Interest Earnings on Bonds	\$ 26,325.00	\$ 26,325.00
Accrual on Unmatured Bonds	\$ 687,500.00	\$ 687,500.00
Annual Accrual on "Prepaid" Judgments	\$ 0.00	\$ 0.00
Annual Accrual on Unpaid Judgments	\$ 0.00	\$ 0.00
Interest on Unpaid Judgments	\$ 0.00	\$ 0.00
<b>PARTICIPATING CONTRIBUTIONS (Annexations):</b>	<b>\$ 0.00</b>	<b>\$ 0.00</b>
For Credit to School Dist. No.	\$ 0.00	\$ 0.00
For Credit to School Dist. No.	\$ 0.00	\$ 0.00
For Credit to School Dist. No.	\$ 0.00	\$ 0.00
For Credit to School Dist. No.	\$ 0.00	\$ 0.00
Annual Accrual From Exhibit KK	\$ 0.00	\$ 0.00
<b>TOTAL SINKING FUND PROVISION</b>	<b>\$ 713,825.00</b>	<b>\$ 713,825.00</b>

Schedule 7, 2015 Ad Valorem Tax Account - Sinking Funds			
Gross Value \$	0.00		
Net Value \$	45,018,728.00	15.648 Mills	Amount
Total Proceeds of Levy as Certified			\$ 704,444.94
Additions:			\$ 0.00
Deductions:			\$ 0.00
Gross Balance Tax			\$ 704,444.94
Less Reserve For Delinquent Tax			\$ 33,545.00
Reserve for Protest Pending			\$ 0.00
Balance Available Tax			\$ 670,899.94
Deduct 2015 Tax Apportioned			\$ 691,414.38
Net Balance 2015 Tax in Process of Collection or Excess Collections			\$ 20,514.44

Schedule 8, Sinking Fund Contributions From Other Districts Due To Boundry Changes		
	SINKING FUND	
	Actually Received	Provided For in Budget of Contributing School District
<b>SCHOOL DISTRICT CONTRIBUTIONS</b>		
From School District No.	\$ 0.00	\$ 0.00
From School District No.	\$ 0.00	\$ 0.00
From School District No.	\$ 0.00	\$ 0.00
From School District No.	\$ 0.00	\$ 0.00
From School District No.	\$ 0.00	\$ 0.00
From School District No.	\$ 0.00	\$ 0.00
From School District No.	\$ 0.00	\$ 0.00
From School District No.	\$ 0.00	\$ 0.00
From School District No.	\$ 0.00	\$ 0.00
<b>TOTALS</b>	<b>\$ 0.00</b>	<b>\$ 0.00</b>

SINKING FUND ACCOUNTS COVERING THE PERIOD JULY 1, 2015 TO JUNE 30, 2016  
ESTIMATE OF NEEDS FOR 2016-2017

EXHIBIT "E"

Page 40

Schedule 9, Sinking Fund Investments						
INVESTED IN	Investments On Hand June 30, 2015	Since Purchased	Liquidations		Barred by Court Order	Investments On Hand June 30, 2016
			By Collection Of Cost	Amortized Premium		
	\$ 0.00	\$ 0.00	\$ 0.00	\$ 0.00	\$ 0.00	\$ 0.00
						\$ 0.00
						\$ 0.00
						\$ 0.00
						\$ 0.00
						\$ 0.00
						\$ 0.00
						\$ 0.00
						\$ 0.00
						\$ 0.00
<b>TOTAL INVEST.</b>	<b>\$ 0.00</b>	<b>\$ 0.00</b>	<b>\$ 0.00</b>	<b>\$ 0.00</b>	<b>\$ 0.00</b>	<b>\$ 0.00</b>



SINKING FUND ACCOUNTS COVERING THE PERIOD JULY 1, 2015 TO JUNE 30, 2016  
ESTIMATE OF NEEDS FOR 2016-2017

EXHIBIT "E"

Page 41

SOURCE	2015-16 ACCOUNT ACTUALLY COLLECTED
<b>Schedule 10, Miscellaneous Revenue</b>	
<b>1000 DISTRICT SOURCES OF REVENUE:</b>	
1200 Tuition & Fees	\$ 0.00
1310 Interest Earnings	\$ 0.00
1320 Dividends on Insurance Policies	\$ 0.00
1330 Premium on Bonds Sold	\$ 5,802.50
1340 Accrued Interest on Bond Sales	\$ 1,000.69
1350 Interest on Taxes	\$ 0.00
1360 Earnings From Oklahoma Commission on School Funds Management	\$ 0.00
1370 Proceeds From Sale of Original Bonds	\$ 0.00
1390 Other Earnings on Investments	\$ 0.00
1300 Earnings on Investments and Bond Sales	\$ 6,803.19
1410 Rental of School Facilities	\$ 0.00
1420 Rental of Property Other Than School Facilities	\$ 0.00
1430 Sales of Building and/or Real Estate	\$ 0.00
1440 Sales of Equipment, Services and Materials	\$ 0.00
1450 Bookstore Revenue	\$ 0.00
1460 Commissions	\$ 0.00
1470 Shop Revenue	\$ 0.00
1490 Other Rental, Disposals and Commissions	\$ 0.00
1400 Rental, Disposals and Commissions	\$ 0.00
1500 Reimbursements	\$ 0.00
1600 Other Local Sources of Revenue	\$ 0.00
1700 Child Nutrition Programs	\$ 0.00
1800 Athletics	\$ 0.00
<b>TOTAL</b>	<b>\$ 6,803.19</b>
<b>2000 INTERMEDIATE SOURCES OF REVENUE:</b>	
2100 County 4 Mill Ad Valorem Tax	\$ 0.00
2200 County Apportionment (Mortgage Tax)	\$ 0.00
2300 Resale of Property Fund Distribution	\$ 0.00
2900 Other Intermediate Sources of Revenue	\$ 0.00
<b>TOTAL</b>	<b>\$ 0.00</b>
<b>3000 STATE SOURCES OF REVENUE:</b>	
3100 Total Dedicated Revenue	\$ 0.00
3200 Total State Aid - General Operations - Non-Categorical	\$ 0.00
3300 State Aid - Competitive Grants - Categorical	\$ 0.00
3400 State - Categorical	\$ 0.00
3500 Special Programs	\$ 0.00
3600 Other State Sources of Revenue	\$ 28.31
3700 Child Nutrition Program	\$ 0.00
3800 State Vocational Programs - Multi-Source	\$ 0.00
<b>TOTAL</b>	<b>\$ 28.31</b>
<b>4000 FEDERAL SOURCES OF REVENUE:</b>	
4000 Federal Sources of Revenue	\$ 0.00
<b>TOTAL</b>	<b>\$ 0.00</b>
<b>5000 NON-REVENUE RECEIPTS:</b>	
5100 Return of Assets	\$ 0.00
<b>GRAND TOTAL</b>	<b>\$ 6,831.50</b>

CAPITAL PROJECT FUND ACCOUNTS COVERING THE PERIOD JULY 1, 2015 TO JUNE 30, 2016  
ESTIMATE OF NEEDS FOR 2016-2017

EXHIBIT "G"

Page 44

Capital Project Fund Accounts:	Building Bond Fund 2015-2016 Amount	Transportation Bond Fund 2015-2016 Amount	Fund 2015-2016 Amount
Schedule 1, Current Balance Sheet - June 30, 2016			
<b>CURRENT YEAR</b>			
<b>ASSETS:</b>			
Cash Balance June 30, 2016	\$ 555,512.86	\$ 0.00	\$ 0.00
Investments	\$ 0.00	\$ 0.00	\$ 0.00
<b>TOTAL ASSETS</b>	\$ 555,512.86	\$ 0.00	\$ 0.00
<b>LIABILITIES AND RESERVES:</b>			
Warrants Outstanding	\$ 0.00	\$ 0.00	\$ 0.00
Reserve for Interest on Warrants	\$ 0.00	\$ 0.00	\$ 0.00
Reserves From Schedule 8	\$ 0.00	\$ 0.00	\$ 0.00
<b>TOTAL LIABILITIES AND RESERVES</b>	\$ 0.00	\$ 0.00	\$ 0.00
<b>CASH FUND BALANCE JUNE 30, 2016</b>	\$ 555,512.86	\$ 0.00	\$ 0.00
<b>TOTAL LIABILITIES, RESERVES AND CASH FUND BALANCE</b>	\$ 555,512.86	\$ 0.00	\$ 0.00

Schedule 5, Expenditures Capital Project Fund Accounts of Current Year	2015-2016 Amount	2015-2016 Amount	2015-2016 Amount
<b>CURRENT YEAR</b>			
Cash Balance Reported to Excise Board 6-30-2015	\$ 6,525.70	\$ 0.00	\$ 0.00
Cash Fund Balance Transferred Out			
Cash Fund Balance Transferred In	\$ 0.00	\$ 0.00	\$ 0.00
Adjusted Cash Balance	\$ 6,525.70	\$ 0.00	\$ 0.00
Miscellaneous Revenue (Schedule 4)	\$ 1,100,197.75	\$ 0.00	\$ 0.00
Cash Fund Balance Forward From Preceding Year	\$ 0.00	\$ 0.00	\$ 0.00
Prior Expenditures Recovered	\$ 0.00	\$ 0.00	\$ 0.00
<b>TOTAL RECEIPTS</b>	\$ 1,100,197.75	\$ 0.00	\$ 0.00
<b>TOTAL RECEIPTS AND BALANCE</b>	\$ 1,106,723.45	\$ 0.00	\$ 0.00
Warrants Paid of Year in Caption	\$ 551,210.59	\$ 0.00	\$ 0.00
Interest Paid Thereon	\$ 0.00	\$ 0.00	\$ 0.00
<b>TOTAL DISBURSEMENTS</b>	\$ 551,210.59	\$ 0.00	\$ 0.00
<b>CASH BALANCE JUNE 30, 2016</b>	\$ 555,512.86	\$ 0.00	\$ 0.00
Reserve for Warrants Outstanding	\$ 0.00	\$ 0.00	\$ 0.00
Reserve for Interest on Warrants	\$ 0.00	\$ 0.00	\$ 0.00
Reserves From Schedule 8	\$ 0.00	\$ 0.00	\$ 0.00
<b>TOTAL LIABILITIES AND RESERVE</b>	\$ 0.00	\$ 0.00	\$ 0.00
<b>DEFICIT: (Red Figure)</b>	\$ 0.00	\$ 0.00	\$ 0.00
<b>CASH FUND BALANCE FORWARD TO SUCCEEDING YEAR</b>	\$ 555,512.86	\$ 0.00	\$ 0.00

Schedule 6, Capital Project Fund Warrant Account of Current Year	2015-2016 Amount	2015-2016 Amount	2015-2016 Amount
<b>CURRENT AND ALL PRIOR YEARS</b>			
Warrants Outstanding 6-30 of Year in Caption	\$ 165.00	\$ 0.00	\$ 0.00
Warrants Registered During Year	\$ 551,045.59	\$ 0.00	\$ 0.00
<b>TOTAL</b>	\$ 551,210.59	\$ 0.00	\$ 0.00
Warrants Paid During Year	\$ 551,210.59	\$ 0.00	\$ 0.00
Warrants Converted to Bonds or Judgments	\$ 0.00	\$ 0.00	\$ 0.00
Warrants Cancelled	\$ 0.00	\$ 0.00	\$ 0.00
Warrants estopped by Statute	\$ 0.00	\$ 0.00	\$ 0.00
<b>TOTAL WARRANTS RETIRED</b>	\$ 551,210.59	\$ 0.00	\$ 0.00
<b>BALANCE WARRANTS OUTSTANDING JUNE 30, 2016</b>	\$ 0.00	\$ 0.00	\$ 0.00

S.A. & I. Form 2661R06 Entity: Thomas-Fay-Custer Public Schools I-07, Custer

26-Aug-2016

CAPITAL PROJECT FUND ACCOUNTS COVERING THE PERIOD JULY 1, 2015 TO JUNE 30, 2016  
ESTIMATE OF NEEDS FOR 2016-2017

EXHIBIT "G"

Page 45

Fund 2015-2016 Amount	Fund 2015-2016 Amount	Fund 2015-2016 Amount	Fund 2015-2016 Amount	Fund 2015-2016 Amount	Fund 2015-2016 Amount	TOTAL
\$ 0.00	\$ 0.00	\$ 0.00	\$ 0.00	\$ 0.00	\$ 0.00	\$ 555,512.86
\$ 0.00	\$ 0.00	\$ 0.00	\$ 0.00	\$ 0.00	\$ 0.00	\$ 0.00
\$ 0.00	\$ 0.00	\$ 0.00	\$ 0.00	\$ 0.00	\$ 0.00	\$ 555,512.86
\$ 0.00	\$ 0.00	\$ 0.00	\$ 0.00	\$ 0.00	\$ 0.00	\$ 0.00
\$ 0.00	\$ 0.00	\$ 0.00	\$ 0.00	\$ 0.00	\$ 0.00	\$ 0.00
\$ 0.00	\$ 0.00	\$ 0.00	\$ 0.00	\$ 0.00	\$ 0.00	\$ 0.00
\$ 0.00	\$ 0.00	\$ 0.00	\$ 0.00	\$ 0.00	\$ 0.00	\$ 555,512.86
\$ 0.00	\$ 0.00	\$ 0.00	\$ 0.00	\$ 0.00	\$ 0.00	\$ 555,512.86

2015-2016 Amount	2015-2016 Amount	2015-2016 Amount	2015-2016 Amount	2015-2016 Amount	2015-2016 Amount	TOTAL
\$ 0.00	\$ 0.00	\$ 0.00	\$ 0.00	\$ 0.00	\$ 0.00	\$ 6,525.70
						\$ 0.00
\$ 0.00	\$ 0.00	\$ 0.00	\$ 0.00	\$ 0.00	\$ 0.00	\$ 0.00
\$ 0.00	\$ 0.00	\$ 0.00	\$ 0.00	\$ 0.00	\$ 0.00	\$ 6,525.70
\$ 0.00	\$ 0.00	\$ 0.00	\$ 0.00	\$ 0.00	\$ 0.00	\$ 1,100,197.75
\$ 0.00	\$ 0.00	\$ 0.00	\$ 0.00	\$ 0.00	\$ 0.00	\$ 0.00
\$ 0.00	\$ 0.00	\$ 0.00	\$ 0.00	\$ 0.00	\$ 0.00	\$ 0.00
\$ 0.00	\$ 0.00	\$ 0.00	\$ 0.00	\$ 0.00	\$ 0.00	\$ 1,100,197.75
\$ 0.00	\$ 0.00	\$ 0.00	\$ 0.00	\$ 0.00	\$ 0.00	\$ 1,106,723.45
\$ 0.00	\$ 0.00	\$ 0.00	\$ 0.00	\$ 0.00	\$ 0.00	\$ 551,210.59
\$ 0.00	\$ 0.00	\$ 0.00	\$ 0.00	\$ 0.00	\$ 0.00	\$ 0.00
\$ 0.00	\$ 0.00	\$ 0.00	\$ 0.00	\$ 0.00	\$ 0.00	\$ 551,210.59
\$ 0.00	\$ 0.00	\$ 0.00	\$ 0.00	\$ 0.00	\$ 0.00	\$ 555,512.86
\$ 0.00	\$ 0.00	\$ 0.00	\$ 0.00	\$ 0.00	\$ 0.00	\$ 0.00
\$ 0.00	\$ 0.00	\$ 0.00	\$ 0.00	\$ 0.00	\$ 0.00	\$ 0.00
\$ 0.00	\$ 0.00	\$ 0.00	\$ 0.00	\$ 0.00	\$ 0.00	\$ 0.00
\$ 0.00	\$ 0.00	\$ 0.00	\$ 0.00	\$ 0.00	\$ 0.00	\$ 0.00
\$ 0.00	\$ 0.00	\$ 0.00	\$ 0.00	\$ 0.00	\$ 0.00	\$ 555,512.86

2015-2016 Amount	2015-2016 Amount	2015-2016 Amount	2015-2016 Amount	2015-2016 Amount	2015-2016 Amount	Total
\$ 0.00	\$ 0.00	\$ 0.00	\$ 0.00	\$ 0.00	\$ 0.00	\$ 165.00
\$ 0.00	\$ 0.00	\$ 0.00	\$ 0.00	\$ 0.00	\$ 0.00	\$ 551,045.59
\$ 0.00	\$ 0.00	\$ 0.00	\$ 0.00	\$ 0.00	\$ 0.00	\$ 551,210.59
\$ 0.00	\$ 0.00	\$ 0.00	\$ 0.00	\$ 0.00	\$ 0.00	\$ 551,210.59
\$ 0.00	\$ 0.00	\$ 0.00	\$ 0.00	\$ 0.00	\$ 0.00	\$ 0.00
\$ 0.00	\$ 0.00	\$ 0.00	\$ 0.00	\$ 0.00	\$ 0.00	\$ 0.00
\$ 0.00	\$ 0.00	\$ 0.00	\$ 0.00	\$ 0.00	\$ 0.00	\$ 0.00
\$ 0.00	\$ 0.00	\$ 0.00	\$ 0.00	\$ 0.00	\$ 0.00	\$ 551,210.59
\$ 0.00	\$ 0.00	\$ 0.00	\$ 0.00	\$ 0.00	\$ 0.00	\$ 0.00

S.A. & I. Form 2661R06 Entity: Thomas-Fay-Custer Public Schools I-07, Custer

26-Aug-2016

## CERTIFICATE OF EXCISE BOARD

State of Oklahoma, County of Custer

We, do further certify that we have examined the statement of estimated needs for the current fiscal year ending June 30, 2016, as certified by the Board of Education of Thomas-Fay-Custer Public Schools, District Number I-07 of said County and State, and its financial statement for the preceding year, and in so doing we have diligently performed the duties imposed upon this Excise Board by 68 O. S. 2001 Section 3007, by (1) ascertaining that the financial statements, as to the statistics therein contained, reflect the true fiscal condition at the close of the fiscal year, or caused the same to be corrected so to show; (2) struck from the estimate of needs so submitted any items not authorized by law and reduced to the sum authorized by law any items restricted by statute as to the amount lawfully expendable therefor; (3) supplemented such estimate, after appropriate action, by an estimate of needs prepared by this Excise Board to make provision for mandatory functions based upon statistics authoritatively submitted; (4) computed the total means available to each fund in the manner provided, applying the Governing Board's estimate of revenue to be derived from surplus tax of the immediately preceding year and from sources other than ad valorem tax, or reduced such estimate to not less than the lawfully authorized ratio of the several sums realized from such sources during the preceding fiscal year or to such lesser sum as may reasonably be anticipated under altered law or circumstance and using for such determination the basic collections of the preceding year and the ratios on which distribution or apportionment must be made during the ensuing or current year.

To the several and specific purposes of the estimated needs as certified, we have and do hereby appropriate the surplus balances of cash on hand of the prior year, estimates of income from sources other than ad valorem taxation within the limitation fixed by law, and the proceeds of ad valorem tax levy within the number of mills authorized, either by apportionment by the Legislature, allocation by the excise board or by legal election, all of which appropriations are made in so far as the available surpluses, revenues, and levies will permit, except in that we have also provided that, after deducting items consisting of cash and the revenue from all sources other than the 2016 tax and the proceeds of the 2016 tax levy are in excess of the residue of such appropriations, by a sum included for delinquent tax, computed at 10.0% of such residue. And provided further, if said School District has been ascertained to be a well defined State Aid District, the local budget, as approved and appropriated for, has been applied wholly to its operating accounts.

We further certify that the amount required to be raised from tax, excluding Homesteads, for General Revenue Fund purposes as approved, requires a total ad valorem tax levy of 35.000 Mills. Said levy is within the statutory limit, and if in excess, is within the constitutional limit and has been authorized by a vote of the people of said district, as shown by certificate of the School Board to-wit:

To this District, with valuations shown below, the Excise Board allocated 5.000 Mills, plus 15.000 Mills authorized by the Constitution, plus an emergency levy of 5.000 Mills; plus local support levy of 10.000 Mills; for a total levy for the General Fund of 35.000 Mills.

We further certify that the amount required to be raised for building fund purposes as approved requires a tax levy of 5.000 Mills, and said levy has been certified as authorized by a vote of the people at an election held for that purpose. We further certify that Assessed Values used in computing Mill-vote levies have been applied as certified by the County Assessor.

We further certify that we have examined the within statements of account and estimated needs or requirements of the Governing Board of Thomas-Fay-Custer Public Schools, School District No. I-07 of said County and State, in relation to the Sinking Fund or Funds thereof, and after finding the same correct or having caused the same to be corrected pursuant to 68 O. S. 2001 Section 3009, have approved the requirements therefor to fulfill the conditions of Section 26 and 28 of Article 10, Oklahoma Constitution, and have made and certified a tax levy therefor to the extent of the excess of said total requirements over the total of items 2, 3, 6, and 12 of Exhibit "Y" and any other legal deduction, including a reserve of 10% for delinquent taxes.

CERTIFICATE OF EXCISE BOARD  
ESTIMATE OF NEEDS FOR 2016-2017

EXHIBIT "Y"					
County Excise Board's Appropriation of Income and Revenue	General Fund	Building Fund	Co-op Fund	Child Nutrition Fund	New Sinking Fund (Exc. Homesteads)
Appropriation Approved and Provision Made	\$ 4,094,003.55	\$ 394,078.14	\$ 0.00	\$ 289,984.31	\$ 713,825.00
<b>Appropriation of Revenues:</b>					
Excess of Assets Over Liabilities	\$ 664,393.33	\$ 154,813.57	\$ 0.00	\$ 73,388.11	\$ 34,398.52
Unclaimed Protest Tax Refunds	\$ 0.00	\$ 0.00	\$ 0.00	\$ 0.00	\$ 0.00
Miscellaneous Estimated Revenues	\$ 1,873,508.49	\$ 16,923.08	\$ 0.00	\$ 216,596.20	None
Est. Value of Surplus Tax in Process	\$ 0.00	\$ 0.00	\$ 0.00	\$ 0.00	None
Sinking Fund Contributions	\$ 0.00	\$ 0.00	\$ 0.00	\$ 0.00	\$ 0.00
Surplus Building Fund Cash	\$ 0.00	\$ 0.00	\$ 0.00	\$ 0.00	\$ 0.00
Total Other Than 2016 Tax	\$ 2,537,901.82	\$ 171,736.65	\$ 0.00	\$ 289,984.31	\$ 34,398.52
Balance Required	\$ 1,556,101.73	\$ 222,341.49	\$ 0.00	\$ 0.00	\$ 679,426.48
Add Allowance for Delinquency	\$ 155,610.17	\$ 22,234.15	\$ 0.00	\$ 0.00	\$ 33,971.32
Total Required for 2016 Tax	\$ 1,711,711.90	\$ 244,575.64	\$ 0.00	\$ 0.00	\$ 713,397.80
Rate of Levy Required and Certified	-----	-----	-----	-----	15.19 Mills

We further certify that the net assessed valuation of the Property, subject to ad valorem taxes, after the amount of all Homestead Exemptions have been deducted in the said School District as finally equalized and certified by the Board of Equalization for the current year 2016-2017 is as follows:

VALUATION AND LEVIES EXCLUDING HOMESTEADS				
County	Real	Personal	Public Service	Total
This County Custer	\$ 12,583,353.00	\$ 15,699,276.00	\$ 3,467,752.00	\$ 31,750,381.00
Joint County Blaine	\$ 1,146,606.00	\$ 1,710,538.00	\$ 753,120.00	\$ 3,610,264.00
Joint County Dewey	\$ 1,759,751.00	\$ 9,020,894.00	\$ 813,534.00	\$ 11,594,179.00
Joint County	\$ 0.00	\$ 0.00	\$ 0.00	\$ 0.00
Joint County	\$ 0.00	\$ 0.00	\$ 0.00	\$ 0.00
Joint County	\$ 0.00	\$ 0.00	\$ 0.00	\$ 0.00
Joint County	\$ 0.00	\$ 0.00	\$ 0.00	\$ 0.00
Joint County	\$ 0.00	\$ 0.00	\$ 0.00	\$ 0.00
Joint County	\$ 0.00	\$ 0.00	\$ 0.00	\$ 0.00
Joint County	\$ 0.00	\$ 0.00	\$ 0.00	\$ 0.00
Joint County	\$ 0.00	\$ 0.00	\$ 0.00	\$ 0.00
Joint County	\$ 0.00	\$ 0.00	\$ 0.00	\$ 0.00
Joint County	\$ 0.00	\$ 0.00	\$ 0.00	\$ 0.00
Joint County	\$ 0.00	\$ 0.00	\$ 0.00	\$ 0.00
Total Valuations, All Counties	\$ 15,489,710.00	\$ 26,430,708.00	\$ 5,034,406.00	\$ 46,954,824.00

and that the assessed valuations herein certified have been used in computing the rates of mill levies and the proceeds thereof appropriated as aforesaid; and that having ascertained as aforesaid, the aggregate amount to be raised by ad valorem taxation, be raised by ad valorem taxation, we thereupon made the above levies therefor as provided by law as follows:

CERTIFICATE OF EXCISE BOARD  
ESTIMATE OF NEEDS FOR 2016-2017

EXHIBIT "Y" Continued:		Primary County And All Joint Counties					
Levies Required and Certified:		Valuation And Levies Excluding Homesteads				Total Required For 2016 Tax	
County		General Fund	Building Fund	Total Valuation		General	Building
This County	Custer	36.46 Mills	5.21 Mills	\$ 31,750,381.00		\$ 1,157,618.89	\$ 165,419.49
Joint Co.	Blaine	37.03 Mills	5.29 Mills	\$ 3,610,264.00		\$ 133,688.08	\$ 19,098.30
Joint Co.	Dewey	36.26 Mills	5.18 Mills	\$ 11,594,179.00		\$ 420,404.93	\$ 60,057.85
Joint Co.		0.00 Mills	0.00 Mills	\$ 0.00		\$ 0.00	\$ 0.00
Joint Co.		0.00 Mills	0.00 Mills	\$ 0.00		\$ 0.00	\$ 0.00
Joint Co.		0.00 Mills	0.00 Mills	\$ 0.00		\$ 0.00	\$ 0.00
Joint Co.		0.00 Mills	0.00 Mills	\$ 0.00		\$ 0.00	\$ 0.00
Joint Co.		0.00 Mills	0.00 Mills	\$ 0.00		\$ 0.00	\$ 0.00
Joint Co.		0.00 Mills	0.00 Mills	\$ 0.00		\$ 0.00	\$ 0.00
Joint Co.		0.00 Mills	0.00 Mills	\$ 0.00		\$ 0.00	\$ 0.00
Joint Co.		0.00 Mills	0.00 Mills	\$ 0.00		\$ 0.00	\$ 0.00
Joint Co.		0.00 Mills	0.00 Mills	\$ 0.00		\$ 0.00	\$ 0.00
Joint Co.		0.00 Mills	0.00 Mills	\$ 0.00		\$ 0.00	\$ 0.00
Joint Co.		0.00 Mills	0.00 Mills	\$ 0.00		\$ 0.00	\$ 0.00
Joint Co.		0.00 Mills	0.00 Mills	\$ 0.00		\$ 0.00	\$ 0.00
Totals				\$ 46,954,824.00		\$ 1,711,711.90	\$ 244,575.64

Sinking Fund 15.19 Mills

and we do hereby order the above levies to be certified forthwith by the Secretary of this Board to the County Assessor of said County, in order that the County Assessor may immediately extend said levies upon the Tax Rolls for the year 2016 without regard to any protest that may be filed against any levies, as required by 68 O. S. 2001, Section 2869.

Signed at Arroyo, Oklahoma, this 4th day of October, 2016

[Signature]  
Excise Board Member

[Signature]  
Excise Board Chairman

[Signature]  
Excise Board Member

[Signature]  
Excise Board Secretary



Joint School District Levy Certification for Thomas-Fay-Custer Public Schools I-07

Career Tech District Number      : General Fund       
Building Fund     

State of Oklahoma )  
                          ) ss  
County of Custer )

I, Karen L. Fry, Custer County Clerk, do hereby certify that the above levies are true and correct for the taxable year 2016.

Witness my hand and seal, on October 4, 2016.

[Signature]  
Custer County Clerk



S.A. & I. Form 2661R06 Entity: Thomas-Fay-Custer Public Schools I-07, Custer

26-Aug-2016

ALL FUND ACCOUNTS COVERING THE PERIOD JULY 1, 2015 TO JUNE 30, 2016  
STATISTICAL DATA FOR 2016-2017

EXHIBIT "Z"

Page 66

Schedule 1, SUMMARY RECAPITULATION OF SCHOOL COSTS FOR THE FISCAL YEAR ENDING JUNE 30, 2005, AND APPORTIONMENT THEREOF					
CLASSIFICATION	ACCUMULATION OF EXPENDITURES AND UNLIQUIDATED COMMITMENTS TO DETERMINE PER CAPITA COSTS				
	GENERAL REVENUE FUND	CHILD NUTRITION FUND	2015-2016 CONSTITUTIONAL BUILDING FUND EXPENDITURES	2015-2016 ACCRUALS AND COUPON REQUIREMENTS	SPECIAL REVENUE FUNDS
Expenditures and Reserves					
Current Expenditures - Educational	\$ 3,438,673.78	\$ 212,255.37	\$ 207,106.79	\$ 0.00	\$ 0.00
Current Expenditures - Transportation	\$ 211,740.17	\$ 0.00	\$ 0.00	\$ 0.00	\$ 0.00
Current Reserves - Educational	\$ 0.00	\$ 0.00	\$ 0.00	\$ 0.00	\$ 0.00
Current Reserves - Transportation	\$ 0.00	\$ 0.00	\$ 0.00	\$ 0.00	\$ 0.00
Capital Expenditures - Educational	\$ 0.00	\$ 0.00	\$ 23,000.00	\$ 1,266,150.00	\$ 0.00
Capital Expenditures - Transportation	\$ 0.00	\$ 0.00	\$ 0.00	\$ 0.00	\$ 0.00
Capital Reserves - Educational	\$ 0.00	\$ 0.00	\$ 0.00	\$ 0.00	\$ 0.00
Capital Reserves - Transportation	\$ 0.00	\$ 0.00	\$ 0.00	\$ 0.00	\$ 0.00
Interest Paid and Reserved	\$ 0.00	\$ 0.00	\$ 0.00	\$ 16,150.00	\$ 0.00
<b>TOTALS</b>	<b>\$ 3,650,413.95</b>	<b>\$ 212,255.37</b>	<b>\$ 230,106.79</b>	<b>\$ 1,282,300.00</b>	<b>\$ 0.00</b>
Enumeration 0      Average Daily Attendance 0      Average Daily Haul 0					

Schedule 1, (Continued)					
CLASSIFICATION	ACCUMULATION OF EXPENDITURES AND UNLIQUIDATED COMMITMENTS TO DETERMINE PER CAPITA COSTS				
	CAPITAL PROJECTS FUNDS	ENTERPRISE FUNDS	ACTIVITY FUNDS	EXPENDABLE TRUST FUNDS	NONEXPENDABLE TRUST FUNDS
Expenditures and Reserves					
Current Expenditures - Educational	\$ 0.00	\$ 0.00	\$ 0.00	\$ 0.00	\$ 0.00
Current Expenditures - Transportation	\$ 0.00	\$ 0.00	\$ 0.00	\$ 0.00	\$ 0.00
Current Reserves - Educational	\$ 0.00	\$ 0.00	\$ 0.00	\$ 0.00	\$ 0.00
Current Reserves - Transportation	\$ 0.00	\$ 0.00	\$ 0.00	\$ 0.00	\$ 0.00
Capital Expenditures - Educational	\$ 0.00	\$ 0.00	\$ 0.00	\$ 0.00	\$ 0.00
Capital Expenditures - Transportation	\$ 0.00	\$ 0.00	\$ 0.00	\$ 0.00	\$ 0.00
Capital Reserves - Educational	\$ 0.00	\$ 0.00	\$ 0.00	\$ 0.00	\$ 0.00
Capital Reserves - Transportation	\$ 0.00	\$ 0.00	\$ 0.00	\$ 0.00	\$ 0.00
Interest Paid and Reserved	\$ 0.00	\$ 0.00	\$ 0.00	\$ 0.00	\$ 0.00
<b>TOTALS</b>	<b>\$ 0.00</b>	<b>\$ 0.00</b>	<b>\$ 0.00</b>	<b>\$ 0.00</b>	<b>\$ 0.00</b>

ALL FUND ACCOUNTS COVERING THE PERIOD JULY 1, 2015 TO JUNE 30, 2016  
STATISTICAL DATA FOR 2016-2017

EXHIBIT "Z"

Page 67

Schedule 1, (Continued)										
CLASSIFICATION			DISTRIBUTION OF OPERATING EXPENSE TO DETERMINE PER CAPITA COST							
	INTERNAL SERVICE FUNDS	TOTAL OF ALL APPLICABLE COSTS 2015-2016	OPERATION COSTS ONLY	TRANSPORTATION COSTS ONLY						
Expenditures and Reserves										
Current Expenditures - Educational	\$ 0.00	\$ 3,858,035.94	\$ 3,858,035.94	\$ 0.00						
Current Expenditures - Transportation	\$ 0.00	\$ 211,740.17	\$ 0.00	\$ 211,740.17						
Current Reserves - Educational	\$ 0.00	\$ 0.00	\$ 0.00	\$ 0.00						
Current Reserves - Transportation	\$ 0.00	\$ 0.00	\$ 0.00	\$ 0.00						
Capital Expenditures - Educational	\$ 0.00	\$ 1,289,150.00	\$ 1,289,150.00	\$ 0.00						
Capital Expenditures - Transportation	\$ 0.00	\$ 0.00	\$ 0.00	\$ 0.00						
Capital Reserves - Educational	\$ 0.00	\$ 0.00	\$ 0.00	\$ 0.00						
Capital Reserves - Transportation	\$ 0.00	\$ 0.00	\$ 0.00	\$ 0.00						
Interest Paid and Reserved	\$ 0.00	\$ 16,150.00	\$ 16,150.00	\$ 0.00						
<b>TOTALS</b>	<b>\$ 0.00</b>	<b>\$ 5,375,076.11</b>	<b>\$ 5,163,335.94</b>	<b>\$ 211,740.17</b>						
<table style="width: 100%; border: none;"> <tr> <td style="width: 50%; border: none;">Per Capita Cost - Education</td> <td style="width: 10%; border: none;">\$</td> <td style="width: 10%; border: none;">0.00</td> <td style="width: 10%; border: none;">Per Capita Cost - Transportation</td> <td style="width: 10%; border: none;">\$</td> <td style="width: 10%; border: none;">0.00</td> </tr> </table>					Per Capita Cost - Education	\$	0.00	Per Capita Cost - Transportation	\$	0.00
Per Capita Cost - Education	\$	0.00	Per Capita Cost - Transportation	\$	0.00					